



NISO TECH AB
KEEPING YOU ON THE ROAD



SINCE 1984



A FUTURE-FOCUSED COMPANY

For a long time, Niso Tech AB has continuously strived to improve and expand its offering. The company began with a revolutionary, environmentally friendly, and highly functional tire balancing powder, and over the years has expanded its portfolio with a wide range of innovative products for the tire and automotive industry. In recent years, Niso Tech AB has also introduced exciting new product segments in vehicle body accessories and car styling.

Three strong brands within the tire and automotive industry have joined forces under the Niso Tech AB umbrella to create more than just products—we create value. We are committed to finding solutions that make everyday life easier and better for everyone, both users and installers. Our vision is clear: to improve the lives of our customers by providing state-of-the-art, sustainable, and functional solutions.



Our subsidiary in the German market strengthens our position as an export company from Western Sweden, with a focus on automotive-related products.

With a strong belief in manufacturing and a commitment to in-house production, we have taken control of the entire production chain. This not only ensures the highest quality standards for our products but also helps create jobs and contributes to the development of the communities in which we operate.

For many years, Niso Tech AB has pursued a strategy that combines innovation, quality, and sustainability under the leadership of Matilda Nilsson. We are proud to offer solutions that not only meet but exceed our customers' expectations. Discover how our products can make a positive difference in your everyday life.

Table of contents

EASYBALANCE balancing powder - SAFE CENTRING hub centric rings.....	4-5
PANESA tyre repair.....	6-8
SAFETY SEAL tyre repair	9-13
SAFE WHEEL locking wheel nuts	14-15
ROLLOCK locking wheel nuts	16-17
Tyre valves PV, LV, EM & MC	18-20
Valve extensions & valve cores PV, LV & EM	21
Valve caps & valve holders	22
SAFETY WHEEL puncture protection, 0- & L-rings	23
Wheights PV, LV & MC	24-25
WIKING WAX tyre mounting pastes & lubricants.....	26
MAXIGRIP screw-in tyre studs.....	27-29
SAFETY DISC.....	30
AHCON wheel handling	31-33
Tools & accessories	34-41
TPMS PV - LV - EM.....	42-44
RST STEEL	45-46
Led light bar.....	47
Round led driving lights & driving light brackets	48
Work lights	49
Integrated warning lights, rotating beacons & warning light bars	50
Directional warning lights.....	51
Driving light wiring kits.....	52-53
Vehicle-specific styling for passenger cars & vans	54-57
NISO ONE charging station.....	58

EASYBALANCE BALANCING POWDER



- 100% Clump-free
- **Extends tyre life by up to 35%**
- Reduces wear on chassis and steering components
- **Time-efficient balancing method**
- Environmentally friendly
- **Absorbs any moisture inside the tyre**
- **Suitable for all axle positions**
- **TPMS compatible – tested and verified since 2021**



“We work with EASYBALANCE because it saves a lot of time compared to balancing with wheel weights, which in turn generates more money. You also get precise balancing, and the tyres are rebalanced every time they start to roll.”

Mattias Däcka Bollnäs

Why **EASYBALANCE**®?

Fast!

With EASYBALANCE, you can balance your tyres quickly and efficiently while mounting the tyre onto the rim. The process is neither time-consuming nor complicated, as the powder is applied directly into the tyre according to the dosage chart or by inserting a pre-measured bag. No balancing machines are required—the balancing process is carried out automatically according to the tyre's individual characteristics through centrifugal force.

Greater Precision!

EASYBALANCE continuously adjusts the balance throughout the entire lifespan of the tyre using centrifugal force. No additional balance checks are required, as the tyre automatically rebalances itself every time the wheel starts rolling.

Environmentally Friendly!

EASYBALANCE is a completely natural product consisting of a finely milled, sand-like powder. It contains no substances classified as hazardous to human health or the environment. No special waste handling is required.

Proven Performance!

Tested and developed for all climate conditions, particularly humid, cold, and hot environments. Studies have shown that EASYBALANCE can extend tyre life by up to 35%.

Over 30 Years of Experience!

The product was introduced to the market in 1993 following several years of testing. For more than 30 years, it has successfully solved tyre imbalance issues around the world.

TPMS Tested in 2021

Tested and approved with several different types of TPMS (Tyre Pressure Monitoring System) sensors, demonstrating that the balancing method does not affect either tyre pressure readings or sensor performance. The tests also confirmed that the tyre's inner liner is not affected by the material.

EASYBALANCE®



TPIVIS
KOMPATIBEL

EASYBALANCE BALANCING POWDER



EASYBALANCE bucket 9 kg

20402

EASYBALANCE bucket 9 kg



EASYBALANCE bucket 3 kg

20401

EASYBALANCE bucket 3 kg

EasyBag balancing powder

20410	100g
20420	200g
20430	300g
20435	350g
20450	500g



Box with EASYBAG bags

QTY/PACK

2041050	Box EASYBAG 100g	50 pcs
2042035	Box EASYBAG 200g	35 pcs
2043025	Box EASYBAG 300g	25 pcs
2043520	Box EASYBAG 350g	20 pcs
2045015	Box EASYBAG 500g	15 pcs

SAFE CENTRING CENTRERINGSRINGAR



- Centers the wheels
- Improves driving comfort
- Reduces the risk of wheel bolt failure
- Promotes more even tyre wear
- Corrosion-resistant

A practical tool that simplifies wheel alignment and wheel installation on the hub, especially for dual wheel applications. Protects wheel bolts, the chassis, and wheel bearings from unnecessary wear, and when used together with EASYBALANCE, provides the smoothest ride and the highest level of driving comfort



STEEL WHEEL

PART NO.	SIZE Ø
41512	26 mm single fitment
41519	26 mm dual-wheel fitment

STEEL WHEEL

PART NO.	SIZE Ø
41612	26.5 mm single fitment
41619	26.5 mm dual-wheel fitment

ALUMINIUM WHEEL (LM-WHEEL)

PART NO.	SIZE Ø
41319	26 mm single fitment

ALUMINIUM WHEEL (LM-WHEEL)

PART NO.	SIZE Ø
41316	32 mm single fitment
41329	32 mm dual-wheel fitment

10 PCS/PACK - 20 PACKS/BOX

PANESA TYRE REPAIR

PANESA's repair range includes a wide selection of repair patches, combination repair plugs, and inner tube patches in various types and sizes, designed to repair all types of tyres. PANESA products are designed and manufactured to the highest standards of performance and quality in accordance with ISO 9001:2008 certification.

PANESA repair materials offer excellent flexibility and exceptional durability. During the latter part of the 2010s, PANESA repair products became extremely popular among tyre workshops in Sweden, thanks both to the breadth of the product range and to the innovative reinforced patches and combination repair plugs.

BACKGROUND

PANESA was founded in 1973 and originally manufactured tyre repair materials under the Pang brand for the global Truflex/Pang distribution network. Today, it is one of the leading manufacturers of tyre repair products in the market. The company employs more than 300 people and exports its products worldwide.

PANESA®

Tube Patches for use with solution SP (clear) and cement MB (blue)

PART NO.	DESCRIPTION	SIZE	QTY/BOX	☐	🚗	🚚	🚛	🚝
12420	P-01	22 mm	150 pcs	+	+	+		
12421	P-0	30 mm	150 pcs	+	+	+		
12422	P-1	37 mm	100 pcs	+	+	+		
12423	P-2	48 mm	60 pcs		+	+		
12424	P-3	54 mm	44 pcs			+	+	+
12425	P-4	73 mm	32 pcs		+	+	+	
12426	P-5	92 mm	10 pcs				+	+
12427	P-6	117 mm	10 pcs				+	+
12428	P-7	36x73 mm	45 pcs				+	+
12429	P-8	46x101 mm	35 pcs				+	+



Universal Patch

PART NO.	DESCRIPTION	SIZE	QTY/BOX	🚗	🚛
12415	SMT-0	44x44 mm	50 pcs	+	+
12416	SMT-1	57x57 mm	50 pcs	+	+
12417	SMT-2	66x66 mm	40 pcs	+	+



Solution / Vulcanizing Fluid

PART NO.	DESCRIPTION	QTY
18200	SP	125 ml
18201	SP	250 ml
18202	SP	500 ml
18205	MB	250 ml
18206	MB	500 ml

Liquid Innerliners

PART NO.	DESCRIPTION	QTY
18210	B.R.S	250 ml
18211	B.R.S	500 ml



PANESA TYRE REPAIR

Combination Repair Units for use with solution SP (clear) and cement MB (blue)

PART NO.	DESCRIPTION	SIZE	QTY/BOX	SP	MB	MB	MB
12401	MAXISEAL PPW-3	3 mm	24 pcs	*	*		
12403	MAXISEAL PPW-6	6 mm	24 pcs		*	*	
12404	MAXISEAL PPW-9	9 mm	24 pcs		*	*	*
12406	QUILLSEAL PPQ-3	3 mm	24 pcs	*	*	*	*
12408	QUILLSEAL PPQ-6	6 mm	24 pcs		*	*	*
12409	QUILLSEAL PPQ-9	9 mm	24 pcs		*	*	*
12410	MAXISEAL M6 XT-P reinforced	6 mm	10 pcs		*	*	*
12411	MAXISEAL M8 XT-P reinforced	8 mm	10 pcs		*	*	*
12412	MAXISEAL M10 XT-P reinforced	10 mm	10 pcs		*	*	*
12413	MAXISEAL M13 XT-P reinforced	13 mm	10 pcs		*	*	*



Radial Repair Patches Millenium for cold repair with cement MB (blue)

PART NO.	DESCRIPTION	SIZE	QTY/BOX	MB	MB	MB
12430	EXRC-10 SC	55x75 mm	10 pcs	*		
12431	EXRC-12 SC	70x115 mm	10 pcs	*		
12432	EXRC-14 SC	93x130 mm	10 pcs	*		
12433	EXRC-20 SC	80x125 mm	10 pcs	*	*	*
12434	EXRC-22 SC	75x175 mm	10 pcs	*		
12435	EXRC-24 SC	75x220 mm	10 pcs	*	*	
12436	EXRC-25 CW SC	115x125 mm	10 pcs		*	*
12437	EXRC-26 CW SC	75x260 mm	10 pcs		*	*
12438	EXRC-28 CW SC	75x330 mm	10 pcs		*	*
12439	EXRC-35 CW SC	130x180 mm	10 pcs		*	
12440	EXRC-40 SC	100x195 mm	10 pcs	*	*	*
12441	EXRC-42 SC	130x260 mm	5 pcs		*	*
12442	EXRC-44SC	130x335 mm	5 pcs		*	*
12443	EXRC-45 CW SC	186x230 mm	5 pcs		*	
12444	EXRC-46 SC	180x440 mm	1 pc			*



Diagonal Repair Patches Cold Cure for cold repair with cement MB (blue)

PART NO.	DESCRIPTION	SIZE	QTY/BOX	MB	MB	MB
12465	CB-12	57 mm	50 pcs	*	*	
12466	CB-22	70 mm	25 pcs	*	*	*
12467	CB-32	84 mm	25 pcs	*	*	*
12468	CB-42	118 mm	25 pcs	*	*	*
12469	CB-52	140 mm	25 pcs	*	*	*
12470	CB-63	152 mm	10 pcs	*	*	*
12471	CB-74	181 mm	10 pcs	*	*	*
12472	CB-84	206 mm	10 pcs	*	*	*
12473	CB-86	206 mm	5 pcs	*	*	*
12474	CB-104	248 mm	10 pcs	*	*	*
12475	CB-106	248 mm	5 pcs	*	*	*
12476	CB-126	305 mm	1 pc	*	*	*
12477	CB-146	365 mm	1 pc		*	*
12478	CB-198	486 mm	1 pc		*	*



Panesa Repair Kit PPW-6
12490

- 12403 Combination Repair Unit MAXISEAL PPW-6 24 pcs
- 19975 Tyre Repair Patch
- 19977 Insert Tool, special for combination repair units
- 19974 Measuring Gauge
- 19981 Reamer 6 mm
- 19983 Round Carbide Cutter 24 mm
- 18210 Liquid Innerliner B.R.S 250 ml
- 18200 Solution/Vulcanizing Fluid SP 125 ml
- White Crayon



Panesa Repair Kit PPW-9
12491

- 12404 Combination Repair Unit MAXISEAL PPW-9 24 pcs
- 19975 Tyre Repair Patch
- 19977 Insert Tool, special for combination repair units
- 19974 Measuring Gauge
- 19982 Reamer 8 mm
- 19983 Round Carbide Cutter 24 mm
- 18210 Liquid Innerliner B.R.S 250 ml
- 18200 Solution/Vulcanizing Fluid SP 125 ml
- White Crayon



Tyre repair station
58985

Professional tyre repair station with tyre spreader.



tubepatch & universalpatch...

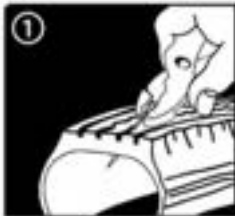


... with liquid innerliner B.R.S

SAFETY SEAL TYRE REPAIR



Instruction to SAFETY SEAL PLUS



1. Remove the object that caused the puncture. Observe which direction the hole is oriented. Widen the hole with an awl to facilitate the insertion of the repair plug. Enlarge punctures to 6 mm for passenger car tyres and 9 mm for truck tyres.



2. Clean the inner liner around the damage with SAFETY SEAL Inner liner Prep+Primer. Apply SAFETY SEAL Inner liner Prep+Primer directly to the inner liner and scrub with a rasp. Repeat the procedure at least once.



3. Lubricate the top of the tool with SAFETY SEAL Special Lube. Push the tool through the hole in the direction of the damage, from the inside of the tyre. Twist the tool a few times. For insertion of the repair plug, insert the tool through the hole.



4. Pull the tool out slowly and steadily together with the repair plug through the damage, until about 10 mm of the repair plug remains sticking out from the tread.



5. Brush a proper layer of SAFETY SEAL Liquid Patch on and around the base of the repair plug on the inner liner. On the inside of the lid of the container there is a brush for application.



6. Cut off with the aid of a knife the excess material flush with the tread. The tyre is now repaired and ready to be put back into service!

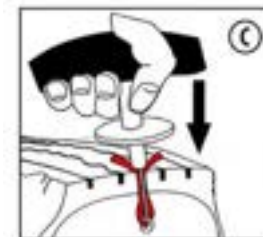
Instruction to SAFETY SEAL external repair



A. Remove the object that caused the puncture. Observe which direction the hole is oriented. It can be difficult to determine the direction of the hole. Lubricate the awl with SAFETY SEAL Special Lube and insert it into the hole to feel the direction. If more serious damage is suspected, it is recommended to remove and inspect the tyre from the inside.



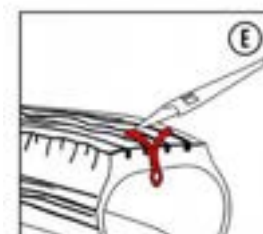
B. Before inserting the plug into the needle eye of the tool, lubricate the needle eye with SAFETY SEAL Special Lube. Inflate the tyre.



C. Push the tool into the tyre. When repairing smaller holes, it is usually sufficient to press the tool into the hole with an awl to facilitate the insertion of the repair plug.



D. Hold the tool on the tyre steady with one hand and pull the tool out with the other.



E. Cut off with the aid of a knife the excess material flush with the tread.



F. Adjust the tyre pressure. The tyre is now repaired and ready to be put back into service!

SAFETY SEAL ORIGINAL

Self-Vulcanizing Technology

The **SAFETY SEAL repair plug** is constructed from individual fiber strands, each impregnated with a rubber compound and then twisted together. This results in an exceptionally high proportion of self-vulcanizing rubber within the plug.

The plug's composition allows it to pass through the puncture hole without the rubber compound bunching up or remaining on the outside of the tyre. When a puncture is repaired using a **SAFETY SEAL repair plug**, a vulcanization process occurs between the plug and the tyre rubber because tyres always contain a certain excess of accelerators.

Effective Sealing

A repair made with a **SAFETY SEAL repair plug** completely fills and seals the entire puncture, even if the hole is irregularly shaped. The loop formed on the inside of the tyre also provides an effective seal against the inner liner. The plug contains butyl rubber, which seals the puncture and helps maintain tyre pressure.

For additional sealing, a liquid sealant called **Liquid Patch** can be applied on and around the plug loop on the inside of the tyre. **Liquid Patch** is included in our **SAFETY SEAL Plus Kit** and is also available separately.

A repair carried out with a **SAFETY SEAL repair plug** is permanent and lasts for the entire service life of the tyre. The **PV plug** repairs damage up to **6 mm**, while the **LV plug** repairs damage up to **9 mm**.



SAFETY SEAL + INTERNAL & EXTERNAL REPAIR



Safety Seal Plus PV Kit

11120

- 1 x Safety Seal Inner Liner Prep & Primer 400 ml aerosol can
- 1 x Safety Seal Liquid Patch 235 ml
- 60 x Safety Seal repair plugs 10 cm
- 1 x Awl
- 1 x Internal repair tool
- 1 x External repair tool 13 cm
- 1 x Spare needle 13 cm
- 1 x Safety Seal Lube
- 1 x Knife



Safety Seal Plus LV Kit

11160

- 1 x Safety Seal Inner Liner Prep & Primer 400 ml aerosol can
- 1 x Safety Seal Liquid Patch 235 ml
- 30 x Safety Seal repair plugs 20 cm
- 1 x Awl
- 1 x Internal repair tool
- 1 x External repair tool 17 cm
- 1 x Spare needle 17 cm
- 1 x Safety Seal Lube
- 1 x Knife

SAFETY SEAL EXTERNAL REPAIR



Safety Seal PV Kit

1100

- 60 x Safety Seal repair plugs 10 cm
- 1 x Awl
- 1 x External repair tool 13 cm
- 1 x Spare needle 13 cm
- 1 x Safety Seal Lube
- 1 x Knife



Safety Seal LV Kit

1105

- 30 x Safety Seal repair plugs 20 cm
- 1 x Awl
- 1 x External repair tool 17 cm
- 1 x Spare needle 17 cm
- 1 x Safety Seal Lube
- 1 x Knife



Safety Seal complete EM kit

11053

- 6 x Safety Seal repair plugs 40 cm
- 1 x Awl extra long
- 1 x External repair tool 20 cm
- 1 x Safety Seal Lube
- 1 x Knife



Safety Seal Farmers Kit

11051

- 6 x Safety Seal repair plugs 20 cm
- 1 x Awl
- 1 x External repair tool 17 cm
- 1 x Knife



Safety Seal Small PV Kit in soft bag

11007

- 18 x Safety Seal repair plugs 10cm
- 1 x Awl
- 1 x External repair tool 13 cm
- 1 x Safety Seal Lube
- 1 x Knife



Safety Seal complete MC/ATV kit

11750

- 3 x Safety Seal Slim repair plugs 10 cm
- 1 x ATV needle
- 3 x CO2 cylinders
- 1 x Adapter for CO2 cylinder, adjustable flow
- 1 x Razor blade



Safety Seal complete MC kit

11700

- 6 x Safety Seal Slim repair plugs 10 cm
- 1 x External repair tool, 9 cm
- 3 x CO2 cylinders
- 1 x Adapter for CO2 cylinder, adjustable flow
- 1 x Razor blade

SAFETY SEAL REPAIR REFILL



Safety Seal repair 10cm 60 pcs
11040

60 x Safety Seal repair plug 10 cm



Safety Seal repair 10cm 120 pcs
11041

120 x Safety Seal repair plug 10 cm



Safety Seal repair 10cm 30 pcs
11030

30 x Safety Seal repair plug 10 cm



Safety Seal repair 20cm 30 pcs
11070

30 x Safety Seal repair plug 20 cm



Safety Seal repair 20cm 60 pcs
11071

60 x Safety Seal repair plug 20 cm



Safety Seal repair 40cm 6 pcs
11072

6 x Safety Seal repair plug 40 cm



Safety Seal repair slim 60 pcs
11043

60 x Safety Seal slim repair plug 10 cm



Safety Seal repair slim 120 pcs
11044

120 x Safety Seal slim repair plug 10 cm

SAFETY SEAL Consumables



Safety Seal Lube
18103

50 g can
A lubricant for Safety Seal repair plugs.



Bead Leak Sealer klinchtätning
18150

1 litre bottle
Seals leaks between the tyre bead and the rim.



18112 | **18113**
Safety Seal Prep & Primer 400 ml

18112 | Aerosol can 400ml
18113 | Plastic bottle 1 litre

For cleaning the inner liner prior to internal repair using Safety Seal Liquid Patch.



Safety Seal Liquid Patch

18123 | Liquid Patch 235ml.

Liquid butyl rubber. Used when sealing an internal repair.



Seek a Leak
18160

Bottle 250ml

For quick and effective detection of tyre leaks.

1 bottle covers approx 18-20 litres and can be diluted with water.

SAFETY SEAL tools



External repair tool, PV

19101-13

Tool used for external repair of punctures with Safety Seal repair 10cm (part no. 11040) on e.g. passenger car tyres.



External repair tool, LV

19101-17

Tool used for external repair of punctures with Safety Seal repair 20cm (part no. 11070) on larger tyres such as e.g. agricultural tyres.



External repair tool, MC

19101-9

Tool used for external repair of punctures with Safety Seal repair slim (part no. 11043) on e.g. MC tyres.



External repair tool, EM

19105

Tool used for external repair of punctures with Safety Seal repair plug 40 cm (part no. 11072) on larger tyres, e.g. tyres for construction machinery.



Internal repair tool

19115

Tool with hook for insertion when performing internal repair of punctures with Safety Seal repair on all types of tyres.



Reamer

19140

Reamer used to enlarge the puncture hole.



XL Awl

19141

XL Awl with an extra long needle used to enlarge the puncture hole.



Safety Seal Awl black handle

19142

Small awl used to enlarge a puncture hole on smaller tyres. The handle allows the awl to be pulled through the tyre again with the Safety Seal repair plug.



Knife

19149

Used to cut off the "ends" of the Safety Seal repair plug which protrude outside the tyre after repair to ensure a neat result.

REPLACEMENTSNEEDLE



Awl 13 cm, PV

19120

Replacement awl for tool (part no. [19101-13](#))



Awl 17 cm, LV

19121

Replacement awl for tool (part no. [19101-17](#))



Awl 9 cm, MC

19123

Replacement awl for tool (part no. [19101-9](#))



Awl MC/ATV

19124

Awl 7 cm, MC/ATV replacement for MC/ATV kit (part no. 11750)



Awl for EM-tool external repair

19130

Awl 40 cm, EM-tool replacement (part no. 1910S)



Awl for tool internal repair

19131

Awl for internal repair, replacement for tool (part no. 19115)

SAFE WHEEL Wheel Nut Retainer

The Ring That Saves Lives!

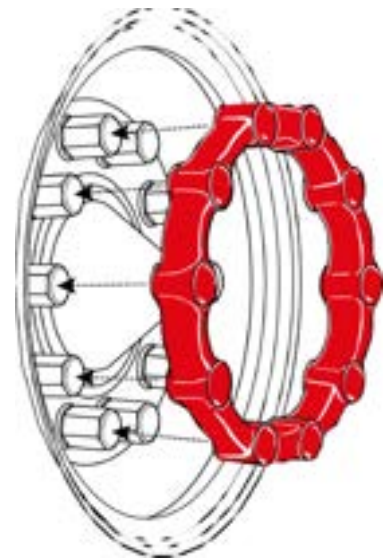
Safe Wheel locking ring is one of Europe's leading wheel nut retention systems for the heavy-duty transport sector. Backed by more than 20 years of expertise and experience in plastics manufacturing, it delivers a reliable and secure wheel nut locking solution for vehicles around the world.

More Than Just a Plastic Ring!

The ring is manufactured from a specially engineered plastic compound featuring ATPT technology (Adaptive Temperature Protection Technology), designed to withstand the extreme temperature variations caused by changing climates around the world and demanding driving conditions. The technical composition of the material has been carefully developed to handle temperature fluctuations without becoming brittle and cracking in cold conditions or softening and melting in high temperatures.

Since 2019, Safe Wheel wheel nut locks have been manufactured at Niso Tech's production facility. The Safe Wheel brand has been owned by Niso Tech since 2012.

SAFE WHEEL



SAFE WHEEL Wheel Nut Retainer



22.5°



30, 32 & 33 mm

SAFE WHEEL 22,5°
Hex 33 mm - 335/10

- 433510330 Silver
- 433510331 Graphite
- 433510332 Red
- 433510333 Yellow
- 433510334 Orange
- 433510335 Blue
- 433510336 Green
- 433510337 Black

SAFE WHEEL 22,5°
Hex 32 mm - 335/10

- 433510320 Silver
- 433510321 Graphite
- 433510322 Red
- 433510323 Yellow
- 433510325 Blue

SAFE WHEEL 22,5°
Hex 30 mm - 335/10

- 433510300 Silver
- 433510301 Graphite
- 433510303 Yellow



19.5°



30, 32 & 33 mm

SAFE WHEEL 19,5°
Hex 32 mm - 275/8

- 427508330 Silver
- 427508331 Graphite
- 427508332 Red
- 427508333 Yellow
- 427508335 Blue

SAFE WHEEL 19,5°
Hex 30 mm - 275/8

- 427508300 Silver
- 427508302 Red
- 427508303 Yellow
- 427508304 Orange



17.5°
19.5°



32 mm

SAFE WHEEL 17,5° / 19,5°
Hex 32 mm - 225/10

- 422510320 Silver
- 422510322 Red
- 422510323 Yellow



Safe Wheel Removal Tool

PART NO. **491201**

Simplifies the removal of Safe Wheel and Safe Wheel Twin.



PART NO. **49122**

Non-marring hammer with replaceable head

The plastic head significantly reduces noise and is spark-, chip- and shard-free.



17.5°



24 & 27 mm

SAFE WHEEL 17,5°
Hex 24 mm

- | Part No. | Material | Dimension |
|-----------|----------|-----------|
| 420506240 | Silver | 205/6 |
| 420506242 | Red | 205/6 |
| 424506240 | Silver | 245/6 |

SAFE WHEEL 17,5°
Hex 27 mm

- | Part No. | Material | Dimension |
|-----------|----------|-----------|
| 420506270 | Silver | 205/6 |
| 420506273 | Yellow | 205/6 |
| 424506270 | Silver | 245/6 |

SAFE WHEEL TWIN



30, 32 & 33 mm

SAFE WHEEL TWIN
Hex 33 mm

- 44330 Silver
- 44331 Graphite
- 44332 Red
- 44333 Yellow
- 44335 Blue

SAFE WHEEL TWIN
Hex 32 mm

- 44320 Silver
- 44321 Graphite
- 44322 Red
- 44323 Yellow
- 44325 Blue

SAFE WHEEL TWIN
Hex 30 mm

- 44300 Silver

ROLLOCK Wheel Nut Retainer

Secure Your Wheels with Rollock Lock Plates!

With **Rollock wheel nut locks**, you protect yourself against accidents, downtime, and other costs and consequences associated with lost wheels

Rollock wheel nut locks are easy to install. The locking plate is fitted using a non-marking hammer and installation tool, securing the wheel nuts in pairs. The plate can be easily removed using an impact wrench or a pry bar.

Rollock locking plates are used by major haulage companies and bus operators around the world. They are installed by tyre workshops that want to provide their customers with a **100% secure wheel installation**.

19.5" / 22.5"



30-36 mm

ROLLOCK lock plate 19.5" / 22.5"

PART NO.	NUT SIZE	DIMENSION
40200	30-33 mm	275/8 / 335/10, 104 cc
40206	32-36 mm	275/8 / 335/10, 104 cc

ROLLOCK installation tool 19.5" / 22.5"

PART NO.	NUT SIZE	DIMENSION
49110	30-33 mm	275/8 / 335/10, 104 cc
49118	32-36 mm	275/8 / 335/10, 104 cc

Two installation tools 104 cc with nut size 30-36 mm.

Fits bolt size:
R22.5" with 10 bolts and
R19.5" with 8 bolts



PART NO. **40240**

Rollock starter kit 30-33

150 pcs 40200,
1 pc 49110, 49121, 49122



Rollock lock plate
25 pcs/pack

PART NO. **40244**

Rollock starter kit 32-36

150 pcs 40206,
1 pc 49118, 49121, 49122



17.5"



24-27 mm

ROLLOCK lock plate 17.5"

PART NO.	NUT SIZE	DIMENSION
40203	24-27 mm	205/6, 104 cc
40210	24-27 mm	245/6, 122 cc

ROLLOCK installations tool 17.5"

PART NO.	NUT SIZE	DIMENSION
49112	24-27 mm	205/6, 104 cc
49119	24-27 mm	245/6, 122 cc

Bolt circle range 104 -122 cc with nut size 24-27 mm.

Fits bolt sizes:
R17.5" with 6 bolts and R17.5" with 6 bolts with 245 mm bolt circle, etc.
Mercedes Atego



PART NO. **40242**

Rollock starter kit 19-21

150 pcs 40211,
1 set 49116, 49121, 49122



17.5" / 19.5"



30-33 mm

ROLLOCK lock plate 17.5" / 19.5"

PART NO.	NUT SIZE	DIMENSION
40201	30-33 mm	225/10, 70 cc

ROLLOCK installation tool 17.5" / 19.5"

PART NO.	NUT SIZE	DIMENSION
49111	30-33 mm	225/10, 70 cc

Two installation tools 104 cc with nut size 30-33 mm.

R22.5" with 10 bolts



PART NO. **49121**

Demounting tool for Rollock lock plates

For easy removal of lock plates or rings from the nuts.



PART NO. **49122**

Impact hammer with replaceable head

The plastic head reduces noise as well as chip, splinter and tile damage.



15"



19-21 mm

ROLLOCK lock plate 15"

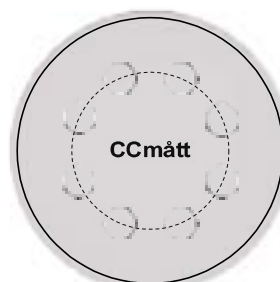
PART NO.	NUT SIZE	DIMENSION
40211	19-21 mm	125/8, 66 cc
40215	19-21 mm	125/8, 66 cc

ROLLOCK installation tool 15"

PART NO.	NUT SIZE	DIMENSION
49116	19-21 mm	125/8, 66 cc
49121	19-21 mm	125/8, 66 cc

Two installation tools 104 cc with nut size 32-36 mm.

R22.5" with 10 bolts



ROLLOCK Wheel Nut Retainer



VALVES PV



100pcs/box
TR413 mounted
314131

A SIZE	MAX PRESSURE	HOLE Ø
35 mm	4,5 bar	11,3 mm



100pcs/box
TR413 mounted cap
314132

A SIZE	MAX PRESSURE	HOLE Ø
35 mm	4,5 bar	11,3 mm



100pcs/box
TR413 mounted cap and core
314133

A SIZE	MAX PRESSURE	HOLE Ø
35 mm	4,5 bar	11,3 mm



100pcs/box
TR413 chrome
314134

A SIZE	MAX PRESSURE	HOLE Ø
35 mm	4,5 bar	11,3 mm



100pcs/box
TR414 mounted
31414

A SIZE	MAX PRESSURE	HOLE Ø
41 mm	4,5 bar	11,3 mm



100pcs/box
TR414 mounted cap and core
314143

A SIZE	MAX PRESSURE	HOLE Ø
41 mm	4,5 bar	11,3 mm



100pcs/box
TR415 mounted
31415

A SIZE	MAX PRESSURE	HOLE Ø
35 mm	4,5 bar	11,3 mm



100pcs/box
TR418 mounted
31418

A SIZE	MAX PRESSURE	HOLE Ø
54 mm	4,5 bar	11,3 mm



100pcs/box
TR418 mounted cap and core
314183

A SIZE	MAX PRESSURE	HOLE Ø
54 mm	4,5 bar	11,3 mm



100pcs/box
Aluminum valve PV black
31306

A SIZE	MAX PRESSURE	HOLE Ø
37 mm	14 bar	11,3 mm



100pcs/box
Metal valve nickel-plated
31308

A SIZE	MAX PRESSURE	HOLE Ø
37 mm	14 bar	11,3 mm



100pcs/box
High Pressure Valve TR600 HP
31600

A SIZE	MAX PRESSURE	HOLE Ø
32,2 mm	5,5 bar	11,3 mm
minimum ring pressure 1,8 bar		



100pcs/box
High Pressure Valve TR602 HP
31602

A SIZE	MAX PRESSURE	HOLE Ø
50,8 mm	5,5 bar	11,3 mm
minimum ring pressure 1,8 bar		

VALVES LV



LV Valve 1485

30110

A SIZE	B SIZE	ANGLE	HOLE Ø
25 mm	60 mm	27°	9,7 mm



LV Valve 1680

30111

A SIZE	B SIZE	ANGLE	HOLE Ø
25 mm	70 mm	27°	9,7 mm



LV Valve 1898

30112

A SIZE	B SIZE	ANGLE	HOLE Ø
25 mm	80 mm	27°	9,7 mm



LV Valve 2123

30113

A SIZE	B SIZE	ANGLE	HOLE Ø
25 mm	28 mm	45°	9,7 mm



LV Steel Base Valve V3-20-1

30100

A SIZE	HOLE Ø
41 mm	9,7 mm



LV Steel Base Valve chrome-plated

30190

A SIZE	HOLE Ø	V3-20-1
41 mm	9,7 mm	



LV Valve 41667

30220

A SIZE	B SIZE	HOLE Ø
25 mm	40 mm	15,7 mm



LV Valve 806

30240

A SIZE	B SIZE	HOLE Ø
21 mm	72 mm	15,7 mm



LV Valve TR571C

30241

A SIZE	B SIZE	ANGLE	HOLE Ø
33 mm	58 mm	90°	15,7 mm



LV Valve TR573C

30242

A SIZE	B SIZE	ANGLE	HOLE Ø
33 mm	83 mm	90°	15,7 mm



LV Valve TR501

30250

A SIZE	HOLE Ø
38 mm	15,7 mm



Valve TR618 Snap In

30263

A SIZE	MAX PRESSURE	HOLE Ø
56 mm	4,5 bar	15,7 mm



Valve Insert TR618

30261



Valve TR618A 50 mm

30262

A SIZE	HOLE Ø
50 mm	15,7 mm

Stainless lock nut



Valve TR618B 43 mm

30262-1

A SIZE	HOLE Ø
38 mm	15,7 mm

Stainless lock nut, designed for extra tightening



VALVES LV



LV Valve LM-straight

30191

A SIZE	B SIZE	ANGLE	HOLE Ø
45 mm	25 mm	7°	9,7 mm

Extra long stem.



LV Valve LM-angle TR543

30192

A SIZE	B SIZE	ANGLE	HOLE Ø
25 mm	59 mm	75°	9,7 mm



LV Valve LM-straight 40MS-00N

30193

A SIZE	HOLE Ø
34,5 mm	9,7 mm

Chrome-plated valve with extra long stem for Alcoa wheels. Replaces TR542.



LV Valve LM-straight 54MS-00N

30194

A SIZE	HOLE Ø
54 mm	9,7 mm

Chrome-plated valve with extra long stem for Alcoa wheels.

VALVES EM



Valve extender EM internal

38221

Extender for EM valves – screws into the valve and makes it possible to check air pressure etc. with a standard PV/LV pump connector.



Valve extender EM external

38220



EM Valve J650

30270

A SIZE	B SIZE	ANGLE	HOLE Ø
27 mm	80 mm	80°	20,5 mm



EM Valve J670

30272

A SIZE	HOLE Ø
41 mm	20,5 mm



EM Valve insert J650

302701

A SIZE	B SIZE	ANGLE
27 mm	80 mm	80°



EM Valve insert J653

30271

A SIZE	B SIZE	ANGLE
27 mm	60 mm	80°



EM Valve insert J670

302721

A SIZE
27 mm



Valve foot EM 16 mm

30285

For EM valve J650/J670

VALVES MC



MC Valve Alu nickel-plated

31380

B SIZE	ANGLE	MAX PRESSURE	HOLE Ø
26 mm	90°	4,5 bar	11,3 mm



MC Valve Alu black

31380-1

B SIZE	ANGLE	MAX PRESSURE	HOLE Ø
26 mm	90°	4,5 bar	11,3 mm



MC Valve Alu chrome-plated

31381

B SIZE	ANGLE	MAX PRESSURE	HOLE Ø
24 mm	90°	4,5 bar	8,8 mm



Valve TR412, metal insert

31412

A SIZE	ANGLE	MAX PRESSURE	HOLE Ø
25 mm	90°	4,5 bar	11,3 mm



MC Valve snap in

31382

A SIZE	B SIZE	ANGLE	MAX PRESSURE	HOLE Ø
24 mm	27 mm	90°	4,5 bar	11,3 mm




Truck valve TR438

31383

A SIZE	MAX PRESSURE	HOLE Ø
40 mm	4,5 bar	8,8 mm

VALVE EXTENDER



VALVE EXTENDER PLASTIC

ART. NO.	LENGTH (MM)	QTY/BOX
38031	51	20 pcs
38032	70	20 pcs
38033	115	20 pcs
38034	150	50 pcs
38035	170	50 pcs



VALVE EXTENDER RUBBER

ART. NO.	LENGTH (MM)	QTY/BOX
38022	105	10 pcs
38023	125	10 pcs
38024	140	10 pcs
38025	180	25 pcs
38026	210	25 pcs
38027	250	10 pcs
38028	335	1 pc



VALVE EXTENDER EXTRA REINFORCED

ART. NO.	LENGTH (MM)
38042	75
38043	145
38044	185
38045	215

Air-Flex® valve extenders keep the inner liner of the tire alive and undamaged - and more than that.

Sold individually



Valve extender metal 115 mm
38053



Valve extender metal 140 mm
38054



Valve extender metal 90°
38060



Valve extender metal 45°
38061



Valve extender metal 135°
38062



Valve extender metal EM 70 mm
38065

VALVE CORES PV, LV & EM



Extra short

ART. NO. 38124

Valve core for PV/LV. Extra short valve core can be used when standard valves do not fit. Max. operating temperature 140°C. 100 pcs/pack



Short

ART. NO. 38130

Short (standard length) valve core for PV/LV. Designed for use in TPMS valves made of aluminum. Max. operating temperature 140°C. 100 pcs/pack



EM short

ART. NO. 38134

Valve core for nickel-plated EM valves. Max. operating temperature 140°C.

SOLD INDIVIDUALLY

VENTILHATTAR



38327



38328



38233



38333



38222



38223



38329



38330



38335



38336



38337

ART. NO.	DESCRIPTION	QTY/BOX
38327	Yellow	100 pcs
38328	Green	100 pcs
38329	Black	100 pcs
38330	Red	100 pcs

ART. NO.	DESCRIPTION	QTY/BOX
38331	Blue	100 pcs
38233	Double-sealing	100 pcs
38333	Nitrogen	100 pcs
38335	Metal	100 pcs

ART. NO.	DESCRIPTION	QTY/BOX
38336	Metal with nickel	100 pcs
38222	Metal EM	100 pcs
38223	Metal EM	100 pcs
38337	Metal EM with nickel	100 pcs

VALVE HOLDERS

For rubber valve extenders. Must be attached to the rim so that the rubber extensions can be mounted and positioned for easy access during pressure checks and air inflation.



Safety Click valve holder

ART. NO. 38090

100 pcs/pack



Metal valve holder

ART. NO. 38095

SOLD INDIVIDUALLY



Metal valve holder for LM rim

ART. NO. 38100

SOLD INDIVIDUALLY



Wheel bolts & wheel nuts
for passenger vehicles (PV)
can be found at
www.nisotech.se



SAFETY WHEEL PUNCTURE PROTECTION

Tough Terrain?

Fill your tyres with **Safety Wheel Puncture Protection** to avoid punctures and costly downtime. The sealant is injected directly into the tyre, where it can seal punctures and damage up to **30 mm** in diameter. This product is particularly suitable for tyres fitted to **grounds maintenance equipment, ATVs, construction and earthmoving machinery, trucks, timber trucks, mining vehicles, and military vehicles.**

- Premium product
- Developed to seal damage up to 30 mm
- Environmentally friendly puncture protection that requires no special waste handling
- Completely latex-free and can therefore be stored in varying temperatures
- Can be easily washed away with water
- Freeze protection down to -32°C



Safety Wheel 2 Puncture Protection can be used to seal:

- Punctures
- Leaking O-rings *(recommended by our customers!)*
- Leaking rims *(recommended by our customers!)*

safety wheel



"We use Safety Wheel puncture protection, partly because it keeps what it promises and partly because of the high quality. The reliability is unmatched compared to other products!"

Stefan, Kalmar Lastvagnar AB



Safety Wheel - 25 liter, Nordic Edition
13330

Freeze protection for the Nordic climate down to -32°C

Safety Wheel - 25 liter
13335

Freeze protection down to approx. -10°C

Safety Wheel - 1 liter
13331

Used to fill minor leaks during grass clipper operation, etc.

Pump, Safety Wheel 25L
DESCRIPTION

18348	0.25 liter/pump stroke
18349	0.2 liter/pump stroke

O- & L-RINGS

O-ring & L-ring

	DESCRIPTION
58570	O-Ring EM 6mm 25"
58571	O-Ring EM 9mm 25"
58572	O-Ring EM 9mm 29"
58575	O-Ring EM 9mm 33"
58576	L-Ring EM 25"
58577	L-Ring EM 25"



58570 - 58575



58576 - 58577

WEIGHTS PV

ZINC WEIGHT STEEL WHEEL



ART. NO.	SIZE	QTY/BOX
219005	5 g	100 pcs
219010	10 g	100 pcs
219015	15 g	100 pcs
219020	20 g	100 pcs
219025	25 g	100 pcs
219030	30 g	100 pcs
219035	35 g	50 pcs
219040	40 g	50 pcs
219045	45 g	50 pcs
219050	50 g	50 pcs
219055	55 g	50 pcs
219060	60 g	50 pcs



ART. NO.	SIZE	QTY/BOX
219105	5 g	100 pcs
219110	10 g	100 pcs
219115	15 g	100 pcs
219120	20 g	100 pcs
219125	25 g	100 pcs
219130	30 g	100 pcs
219135	35 g	50 pcs
219140	40 g	50 pcs



ART. NO.	SIZE	QTY/BOX
217005	5 g	100 pcs
217010	10 g	100 pcs
217015	15 g	100 pcs
217020	20 g	100 pcs
217025	25 g	100 pcs
217030	30 g	100 pcs
217035	35 g	50 pcs
217040	40 g	50 pcs
217045	45 g	50 pcs
217050	50 g	50 pcs
217055	55 g	50 pcs
217060	60 g	50 pcs



ZINC WEIGHT ALUMINUM WHEEL



ART. NO.	SIZE	QTY/BOX
229005	5 g	100 pcs
229010	10 g	100 pcs
229015	15 g	100 pcs
229020	20 g	100 pcs
229025	25 g	100 pcs
229030	30 g	100 pcs
229035	35 g	50 pcs
229040	40 g	50 pcs
229045	45 g	50 pcs
229050	50 g	50 pcs
229055	55 g	50 pcs
229060	60 g	50 pcs



ART. NO.	SIZE	QTY/BOX
227005	5 g	100 pcs
227010	10 g	100 pcs
227015	15 g	100 pcs
227020	20 g	100 pcs
227025	25 g	100 pcs
227030	30 g	100 pcs
227035	35 g	50 pcs
227040	40 g	50 pcs
227045	45 g	50 pcs
227050	50 g	50 pcs
227055	55 g	50 pcs
227060	60 g	50 pcs

Holder for Niso wheel weights

ART. NO.	DESCRIPTION
29993	Holder for 4 wheel weights, wall-mounted
29999	holder for 4 wheel weights, with legs

The practical holder for up to 4 strips of wheel weights keeps your workplace organized and saves time.

- Powder-coated
- Durable
- Complete with springs, spacers and star knobs
- Magnet for easy holding of weight strips in place
- Release mechanism with magnet
- Angled support plate made of aluminum for improved weight strip release



WHEEL WEIGHT STRIPS STEEL

Self-adhesive strips for easy mounting and for perfect balancing. Parts coating is zinc-plated steel for extra long rust protection.



ART. NO.	WEIGHT / STRIP	PCS / BOX	COLOR
2597051	5g x12	10pc	Silver



ART. NO.	WEIGHT / STRIP	PCS / BOX	COLOR
2597052	5g x12	10pc	Anthracite



ART. NO.	WEIGHT / STRIP	PCS / BOX	COLOR
2597053	5g x20	10pc	Black

Steel wheel weights in boxes.



Clip-on zinc (60 grams)

ART. NO.	WEIGHT / BOX	PCS / BOX	COLOR
2597100	5/10g x12	10pc	Silver



Clip-on zinc (60 grams)

ART. NO.	WEIGHT / BOX	PCS / BOX	COLOR
2597151	5g x12	10pc	Black



Adhesive steel s25 (120 grams)

ART. NO.	WEIGHT / STRIP	PCS / BOX	COLOR
2597060	10g x12	10c	Grey
2597061	10g x12	10c	Black

WHEEL WEIGHT REELS



Zinc weight reel 5 kg

ART. NO.	SIZE	QTY/BOX	COLOR
259750	5 g	1000 pcs	Grey



Made in Germany

NISO VIKT - Premium Steel Weight Reel 6 kg

ART. NO.	SIZE	QTY/BOX	COLOR
259771	5 g	1200 pcs	Grey



Made in Germany

NISO VIKT - Premium Steel Weight Reel 6 kg

ART. NO.	SIZE	QTY/BOX	COLOR
259772	5 g	1200 pcs	Anthracite



Made in Germany

NISO VIKT - Premium Steel Weight Reel 6 kg

ART. NO.	SIZE	QTY/BOX	COLOR
259773	5 g	1200 pcs	Black



Made in Germany

WEIGHTS FOR COMMERCIAL VEHICLES

LV Weight type 530

Lead weight for steel rims.



ART. NO.	SIZE	QTY/BOX
248050	50g	10 pcs
248075	75g	10 pcs
248100	100g	10 pcs
248150	150g	10 pcs
248200	200g	10 pcs
248250	250g	10 pcs
248300	300g	10 pcs
248350	350g	10 pcs
248400	400g	10 pcs

LV block weight

Lead weight.



ART. NO.	SIZE	QTY/BOX
249525	4x25g	25 pcs
249550	4x50g	25 pcs

LV Weight 75g

Lead weight for steel rims.



ART. NO.	SIZE	QTY/BOX
249075	75g	50 pcs

MC WEIGHTS

CLIP-ON WEIGHTS

ART. NO.	DESCRIPTION	SIZE	QTY/BOX
258324	Clip-on weight MC Gold	6 x 2.5 + 5g	50 pcs
258325	Clip-on weight MC Mix	6 x 2.5 + 5g	50 pcs
258326	Clip-on weight MC Black	6 x 2.5 + 5g	50 pcs
258327	Clip-on weight MC Grey	6 x 2.5 + 5g	50 pcs
258328	Clip-on weight MC Chrome	6 x 2.5 + 5g	50 pcs
258330	Clip-on weight MC	6 x 5g	100 pcs
258331	Clip-on weight MC	6 x 2.5 + 5g	100 pcs
258342	Clip-on weight MC type 706 Chrome	8 x 5g	50 pcs
258343	Clip-on weight MC type 706 Grey	8 x 5g	50 pcs
258344	Clip-on weight MC type 706 Black	8 x 5g	50 pcs



258324



258331



258325



258330



258326



258342



258327



258343



258328



258344

WIKING WAX MONTERINGSPASTA

Easy Tyre Mounting with Wiking Wax

With **Wiking Wax Tyre Mounting Paste**, tyre installation becomes quick and effortless. Wiking Wax is completely water-free, providing excellent lubrication and a secure grip for easy mounting of tyres onto rims. Because it contains no water, the paste does not dry out in the container. This means you can use **every last bit of the product until the container is empty**. You can even store it without a lid without it evaporating.

(A tip from our customers: compare it with other mounting pastes and see what happens after a few weeks without a lid!)

Wiking Wax has been tested with excellent results for both **lubrication performance** and **grip capability**. The mounting paste also provides outstanding **corrosion protection** for the rim. In addition, it is environmentally friendly and contains **pharmaceutical-grade oil**, making it gentle on the skin.



Wiking Wax LV Paste soft

50354

Soft, easy-to-apply mounting paste for LV and EM tyres.

CONTENTS

5kg



Wiking Wax LV Pasta soft

50355

Soft, easy-to-apply mounting paste for LV and EM tyres.

CONTENTS

15kg



Wiking Wax LV Pasta

50357

Easy-to-apply mounting paste for LV and EM tyres.

CONTENTS

5kg



Wiking Wax PV Paste

50358

Soft, easy-to-apply mounting paste for PV tyres.

CONTENTS

5kg



Wiking Wax Spray

50375

Mounting lubricant in spray can for PV, LV & EM tyres.

CONTENTS

400ml

QTY

12 pcs



Applicator

58360

Applicator for mounting wax / paste.

MOUNTING PRODUCTS



Mounting Liquid 4.0 155

50390

Suitable for all types of tyres and rims in all mounting, demounting and mounting bead lubrication. Dilute with 1-2 parts water.

CONTENTS

4L



Spray Can

58361

Spray can with air pressure pump suitable for all types of mounting liquids.

CAPACITY

1L



Mounting Liquid BEAD-UP

50380

Suitable for all types of tyres and rims in all mounting and demounting. Mounting liquid is oil-based.

CONTENTS

25L



Mounting Liquid BEAD-UP

50381

Suitable for all types of tyres and rims in all mounting and demounting. Mounting liquid is oil-based.

CONTENTS

5L



Mounting Liquid BEAD-UP for Spray Can

50382

Suitable for all types of tyres and rims in all mounting and demounting. Mounting liquid is oil-based.

CONTENTS

5L

MAXIGRIP SKRUVDUBB

1. Easy to install and remove!
2. Maximum grip on work and off-road vehicles!
3. Conquer tough snow and ice!
4. Extend the life of your tyres by screwing in and out the studs!
5. Swedish-made, tungsten carbide, developed for Nordic conditions!

Will They Stay in Place?

Yes! When installed correctly, they remain secure even under the toughest driving conditions. The **MaxiGrip stud** has been thoroughly tested and developed for more than ten years and is used on everything from road tractors and enduro motorcycles to snowmobiles and footwear.

Won't They Cause Punctures?

No! Measure the tread depth before installation. Larger tyres usually have greater margins, but you should never use a stud that is longer than the tread depth (the height of the tread block). Since the stud is installed with only **3 mm protruding**, it will never damage the tyre carcass.

Can the Studs Be Used More Than Once?

Yes! That is one of their key advantages. The studs leave only small marks in the tyre where they have been installed, and because they are manufactured from high-quality Swedish tungsten carbide, they are durable enough to be reused multiple times

How Many Studs Are Needed?

The general recommendation is **100 studs per tractor tyre**. On tractor tread patterns, it is recommended to alternate between **two and three studs per tread lug**. Most tractor tyres have approximately **40 lugs**, regardless of tyre diameter. Industrial and construction tyres often require **150 studs per tyre**. For **forklifts and ATVs**, the typical requirement is **50–100 studs per tyre**. For **motocross and enduro motorcycles**, we recommend approximately **70–100 studs per tyre**. These are only general recommendations. In some cases, a higher number of studs may be required. Surface conditions and operating environments are the primary factors that determine the need for studs and largely influence the quantity required.

What If You Drive a Lot on Asphalt?

The **Hard Metal (HM) model** performs very well on asphalt and hard surfaces. The **X model** is primarily designed to provide maximum traction on **gravel and ice**.



WHICH STUD FITS YOU?

	HM 08	HM 11	HM 11R	X13	HM 15	HM 18	HM 18R	HM 25	HM 30	HM 35
Shoes	*	*		*						
ATV / Lawn mower	*	*			*	*				
Snowmobile					*	*		*		
Motocross / enduro			*		*		*			
Garden tractor					*	*		*		
Forklift					*	*		*	*	
Tire machine						*		*	*	
Tractor						*		*	*	
Loader						*		*	*	*
Construction equipment								*	*	*

MAXIGRIP STUDDED SCREWS



HM08 Carbide Stud

Art. no. **90824**

Pack size: 24 pcs
Mounting tool: Type 1 pc
Length: 8 mm
Projection: 2 mm



HM08 Carbide Stud

Art. no. **908100**

Pack size: 100 pcs
Mounting tool: Type 1 pc
Length: 8 mm
Projection: 2 mm



X13 Stud Screw

Art. no. **91316**

Pack size: 16 pcs
Length: 13 mm
Projection: 2 mm



HM11 Carbide Stud

Art. no. **91126**

Pack size: 24 pcs
Mounting tool: Type 1 pc
Length: 11 mm
Projection: 2 mm



HM11 Carbide Stud

Art. no. **911100**

Pack size: 100 pcs
Mounting tool: Type 1 pc
Length: 11 mm
Projection: 2 mm



HM11 Carbide Stud

Art. no. **911150**

Pack size: 150 pcs
Mounting tool: Type 1 pc
Length: 11 mm
Projection: 2 mm



HM11R Carbide Stud

Art. no. **911100R**

Pack size: 100 pcs
Mounting tool: Type 1 pc
Length: 11 mm
Projection: 4 mm



HM15 Carbide Stud

Art. no. **915100**

Pack size: 100 pcs
Mounting tool: Type 1 pc
Length: 15 mm
Projection: 2 mm



HM15 Carbide Stud

Art. no. **915150**

Pack size: 150 pcs
Mounting tool: Type 1 pc
Length: 15 mm
Projection: 2 mm



HM15 Carbide Stud

Art. no. **915200**

Pack size: 200 pcs
Mounting tool: Type 1 pc
Length: 15 mm
Projection: 3 mm



HM18 Carbide Stud

Art. no. **918100**

Pack size: 100 pcs
Mounting tool: Type 1 pc
Length: 18 mm
Projection: 3 mm



HM18R Carbide Stud

Art. no. **918100R**

Pack size: 100 pcs
Mounting tool: Type 1 pc
Length: 18 mm
Projection: 6 mm



HM18 Carbide Stud

Art. no. **918150**

Pack size: 150 pcs
Mounting tool: Type 1 pc
Length: 18 mm
Projection: 3 mm



HM18 Carbide Stud

Art. no. **918200**

Pack size: 200 pcs
Mounting tool: Type 1 pc
Length: 18 mm
Projection: 3 mm



HM25 Carbide Stud

Art. no. **925100**

Pack size: 100 pcs
Mounting tool: Type 1 pc
Length: 25 mm
Projection: 3 mm

MAXIGRIP STUDDED SCREWS



HM25 Carbide Stud

ART. NO. **925150**

Pack size: 150 pcs
Mounting tool: Type 1 pc
Length: 25 mm
Projection: 3 mm



HM25 Carbide Stud

ART. NO. **925200**

Pack size: 200 pcs
Mounting tool: Type 1 pc
Length: 25 mm
Projection: 3 mm



HM30 Carbide Stud

ART. NO. **930100**

Pack size: 100 pcs
Mounting tool: Type 1 pc
Length: 30 mm
Projection: 3 mm



HM30 Carbide Stud

ART. NO. **930150**

Pack size: 150 pcs
Mounting tool: Type 1 pc
Length: 30 mm
Projection: 3 mm



HM30 Carbide Stud

ART. NO. **930200**

Pack size: 200 pcs
Mounting tool: Type 1 pc
Length: 30 mm
Projection: 3 mm



HM35 Carbide Stud

ART. NO. **935100**

Pack size: 100 pcs
Mounting tool: Type 1 pc
Length: 35 mm
Projection: 4 mm

MAXIGRIP MOUNTING TOOLS FOR STUDDED SCREWS



Mounting tool for HM08/HM11

ART. NO. **9111111**



Mounting tool for HM11R

ART. NO. **9111112**



Mounting tool for HM25,
HM18, HM15

ART. NO. **9251815**



Mounting tool for HM18R

ART. NO. **9181818R**



Mounting tool for HM30

ART. NO. **9303030**



Mounting tool for HM35

ART. NO. **9353535**

The MaxiGrip stud screw is a patented Swedish studded screw for self-mounting, intended for off-road and work vehicles as well as footwear.

MOUNTING ----->

<----- DEMOUNTING



SAFETY DISC



Safety Disc holder

PART NO.
44136 Safety Disc holder

Safety Disc is used as an intermediate layer between complete wheel and wheel rim to protect the wheel studs from damage during storage.

The mat is made of high-quality thermoplastic elastomer (TPE) which is therefore much more durable than ordinary rubber mats to ensure protection of wheels during transport and storage!

- Protects rims against contact with each other
- Easy to handle and store
- Long durability
- Protects painted or polished rims from damage
- Allows air circulation to reduce the risk of condensation
- Size: Ø 600 mm, >|< 3.5 mm
- Fits rim sizes: 13"-24"



Safety Disc (for stapling)

PART NO.	SIZE	COLOUR
72290 Safety Disc Flat	13"-20"	Blue



Safety Disc (for standing storage)

PART NO.	SIZE	COLOUR
72292 Safety Disc Up	13"-20"	Black



Safety Disc (for stapling)

PART NO.	SIZE	COLOUR
72298 Safety Disc Turbo	24"	Blue



Safety Disc (for standing storage)

PART NO.	SIZE	COLOUR
72292 Safety Disc Maxi	24"	Black

AHCON® | Wheel Handling Equipment



Tire Lifter Ahcon Easy Lift

58996

Ahcon Easy Lift is the most ergonomic wheel trolley on the market. Load capacity 180 kg.



Tire Lifter Ahcon, stackable

PART NO.	DESCRIPTION	LENGTH	CAPACITY
58995	Standard	630 mm	120 kg
58999	XL	790 mm	250 kg

Ahcon Wheel Dolly, Basic Recycled

AHC0152-80600CKWT-R

Wheel dolly, stackable.
180 mm (H) X 600 mm (B) X 800 mm (L).



Tire Trolley Ahcon Q-line

58994

The tire trolley is a great help when a wheel trolley including tires needs to be moved over short distances on a workshop floor.

AHGO[®] Mounting station



Attract good co-workers and keep them healthy in the long term with ergonomic workstations

Faster processes = higher throughput during the season.
Ergonomic workstations = fewer sick days due to illness.

1	AHC61070150	Wheel trolley, higher wheel trolley with wheel lift, height-adjustable with breaker/mounting head
1b	AHC56016001	Wheel lift WL 900, for one wheel (sold separately)
1a	AHC56016010	Wheel lift WL 900+, with roller track, lifts up to 3 wheels
2	AHC61012150	Klinchess board BBRT XL with extra arm for damage-free bead breaking even on large wheels
2b	AHC61012100	Klinchess board BBRT 700
3	AHC90051016	Wheel plate, replaceable from Klinchless to mounting machine
5	AHC55410040	Inflation board (AHC56400090 required)
5b	AHC55000200	Inflation board 350 (AHC56400090 required) (sold separately)


6	AHC55401200P2.0	IT 1000 PLUS 2.0 Pump Station, with automatic door lock
6b	AHC55401200P1.0	IT 1000 PLUS 1.0 Pump Station, without side doors
6c	AHC55401200	IT 1000 Pump Station
6d	AHC55000150+	IT 200 Pump Station (pre-assembled)
6e	AHC55000150	IT 200 Pump Station (unassembled)
6f	AHC55000150P1.0	IT 200 PLUS 1.0 Pump Station
7	AHC55000201	Extension Board 500 with rubber lining
8	AHC62025450	Centering Lift WL 700, raises the wheel to the height of the balancer
10	AHC56401100	Roller Board 1100 mm
	AHC56400600	Roller Board 600 mm (sold separately)
11	AHC56400090	Connection Kit for Roller Board
12	AHC61070100	Wheelift BB 700, lifts one wheel to height with breaker/fastener



Pump-cage
AHC15003100
Visit our website for information.

WORK EASIER WITH AHCON®

Your perfect workspace:



- 1 Wheel lift/Vehicle lift
 - 2 Bead breaker board
 - 3 Wheel plate
 - 4 Tyre changer
 - 5 Roller board
 - 6 Pump station
 - 7 Roller board with rubber lining
 - 8 Centering lift
 - 9 Balancing machine
- Detailed product descriptions can be found on www.nisotech.se
- You don't need to change anything.
- See this only as inspiration and decide for yourself what you want to integrate into your processes.
- We are here to help you.



AHCON®



Tyre Racks

Available in various configurations for fixed installation and container installation



TOOLS & ACCESSORIES



Drill Bits

ART. NO.	SIZE
19979	3 mm
19981	6 mm
19982	8 mm
19986	10 mm
19987	12 mm



Handle

ART. NO.	DESCRIPTION
19976	Ø38 x 3 mm
19977	Special for combo plug



Brass Brush

19974
Will not rust and is more flexible than standard steel brushes, reducing the risk of scratches



Grinding Cup K36

ART. NO.	SIZE	DESCRIPTION
19984	Ø50x25 mm	3/8"x24 internal thread
19985	Ø76x32 mm	



Adapters for Slide Hammer

ART. NO.	DESCRIPTION
19994	Quick Chuck NV11, drill bit 6 mm
19994-8	Quick Chuck NV11, drill bit 8 mm
19994-10	Quick Chuck NV11, drill bit 10 mm
19995	Quick Chuck NV11, grinding cup 3/8"x24
19996	Adapter 8 mm 3/8"x24
19997	Adapter 8 mm axle/M14



Steel Brush curved

58365



Cleaning Kit for Bolts and Wheel Hub

58370

Quick and effective removal of rust, corrosion and dirt from bolts and wheel hubs.



Slip Stone

19983
Round corundum stone 24.



Strip Discs

ART. NO.	DESCRIPTION
58366	Holder for strip discs 160 mm, 3 pcs
58367	Strip discs 160 mm, 3 pcs
58368	Holder for strip discs 200 mm, 2 pcs
58369	Strip discs 200 mm, 2 pcs
58371	Strip disc tool for angle grinders
58372	Abrasive for flail grinder, 3 pcs



58363 58364

Steel Wire Wheels

ART. NO.	SIZE
58363	Ø70 mm
58364	Ø90 mm



3M Deburring Wheel with spindle

ART. NO.	SIZE
29136	100 mm



19969 19971 19972 19973

Air Tools

ART. NO.	DESCRIPTION
19969	PCL Air Grinder 2600 rpm, quick chuck
19971	High-Volume, impact wrench
19972	High-Volume, 3/4", impact wrench
19973	High-Volume, impact wrench 6 mm



Rubber Eraser Wheel

ART. NO.	SIZE
29137	90 mm



Strip Disc with Teeth

ART. NO.	SIZE
29138	103 mm

TOOLS & ACCESSORIES

Pump Nipples

ART. NO.	HOSE CONNECTION	DESCRIPTION
38541	6 mm	Open
38542	6 mm	Closed
38543	8 mm	Open, EM
38544	8 mm	Open
38545	8 mm	Closed
38547	Female, 1/4"	Closed, Quick Coupling PW/LV
38548	Female, 1/4"	Open, Quick Coupling EM
38549	Female, 1/4"	Closed, Quick Coupling EM
38557	Female, 1/4"	Open, Swivel, PCL
38559	8 mm	Open, Swivel, PCL
385601	6 mm	Open, Swivel, PCL



**XF-Euro Coupling
Internal Thread Rp 1/4
38610**

- Coupling: Female
- Connection: Rp 1/4
- Maximum working pressure: 35 Bar



**XF-Euro Adapter
Male Thread Rp 1/4
38611**

- Coupling: Male
- Connection: Rp 1/4
- Maximum working pressure: 35 Bar



**XF-Euro Adapter Internal
Thread Rp 1/4
38612**

- Coupling: Female
- Connection: Rp 1/4
- Maximum working pressure: 35 Bar

PCL Tyre Inflator PRO 10 mm/15 meter

38601

- Hose length: 15 m
- Hose dimension: 10 mm
- Max pressure: 17 Bar
- Connection: Rp 1/4
- Weight: 7.2 kg



Tool Set for Electric Cars, Insulated, 8 Pieces

75900

- 3/8" ratchet handle
- 5 pcs 3/8" sockets - 7, 8, 10, 12 & 14 mm
- 3/8" extension bar 100 mm



Tool Set for Electric Cars, Insulated, 12 Pieces

75901

- 1/2" ratchet handle
- 1/2" T-handle
- 8 pcs 1/2" sockets - 10, 12, 13, 14, 17, 19, 22, 24 mm
- 1/2" extension bar 125 mm



Tool Set for Electric Cars, Insulated, 24 Pieces

75902

- 2 pcs pliers, 200 mm combination pliers plus 150 mm side cutter
- 5 pcs hex sockets: 7, 8, 10, 12, 14 mm
- 4 pcs screwdrivers: PH 1 x 100 mm, PH 2 x 100 mm, SL 1.0x5.5x125 mm, SL 0.8x4.0x100 mm
- 1 pc cable knife
- 1/2" ratchet handle
- 1/2" T-handle
- 8 pcs 1/2" sockets: 10, 12, 13, 14, 17, 19, 22, 24 mm
- 1/2" extension bar 125 mm

TOOLS & ACCESSORIES



11-03-56537



11-03-66245



59230

Nut Runner PV

ART. NO.	DESCRIPTION
11-03-56537	STIX STT-22 Nut Runner 3/4" 2200Nm
11-03-66245	STIX STT-19 Nut Runner 1/2" 1900Nm
59230	1/2" Pro-Assembly 20V cordless



PCL Sockets PV 1/2"

ART. NO.	LENGTH
59312	Length 17 mm
59313	Length 19 mm
59314	Length 21 mm



Extension Bars / Extensions

59311	LENGTHS	SIZES
	17, 19, 21 mm	90Nm, 110Nm, 135Nm



Wheel Nut Sockets 1/2" 17,19,21 mm

59310
Wheel nut sockets in professional quality . Plastic coated to prevent damage to alloy wheels.



59231-50



59231-150

Nut Runner LV

ART. NO.	DESCRIPTION
59231-50	1" Jumbo-50 mm, 60V battery powered
59231-150	1" Jumbo-150 mm, 60V battery powered



PCL Impact Socket LV 1"

ART. NO.	SIZE
59175	24 mm
59176	27 mm
59177	30 mm
59178	32 mm
59179	33 mm
59180	34 mm
59181	36 mm
59182	38 mm

PCL Impact Socket LV 3/4"

ART. NO.	SIZE
59183	27 mm
59184	30 mm
59185	32 mm
59186	33 mm

TOOLS & ACCESSORIES



Dismantling Set, Sockets and Wrenches 10 Pieces

54900

For quick and easy dismantling of wheels including rims. Saves time and back.



Dynamic Torque Wrench PV 1/2" 40-200Nm 530mm

53220

Non-slip handle with sleeve, enables high torque with minimal effort. Calibrated according to precision grade +/-3 %.



Inflator Gauge Michelin 0,7-11 bar

39240

Hose: 150cm



Inflator Gauge PCL digital 0,3-12 bar

39244

Hose: 180cm



Inflator Gauge Wurth 0-12 bar

39249

Hose: 100cm



Digital Pressure Gauge Michelin 0,35-7 Bar

39270

Tire pressure: Bar (0 - 7), PSI (0 - 102), KPA (0 - 700)
Accuracy: 0.05 bar



Digital Inflator Automatic 0.5-12 bar

39277

Hose: 150cm



Air Filler 1 connection

39280

- Control panel
- Hose 10 m, with open hose nipple
- Wall bracket for the hose



Air Filler 4 connections

39281

- Control panel
- 4 hoses 10 m, with quick couplers and open hose nipples
- Wall bracket for the hose



Air Filler 1 connection

39291

Leverages power from the wheel to drive the pump – no electrical connection, hose or battery needed.



Bead Seater Tool

39238

Bead seating tool for PV/LV wheels, with adjustable valve nipple for both straight and angled valves.



Bead Seater Tool

39239

Bead seating tool for PV/LV wheels, with a working nipple for angled and straight valves.



Pump Handle PCL Open Double Swivel 1/4"

39236

Open: Open, Hose: Female, Connection: 1/4" Female. Max. pressure: 14 bar.



Pump Handle PCL Open Single Swivel 1/4"

39237

Open: Open, Hose: Female, Connection: 1/4" Female. Max. pressure: 14 bar.

TOOLS & ACCESSORIES



Weight Hammer Pliers
29132

Intended for fitting and removing wheel weights.



Wheel Weight Pliers
29135

Use to remove and install wheel weights on both steel and alloy wheels.



Tire Lever
29134

The lever can also be used between the tire and rim to loosen the bead for easy tire fitting and removal.



Air Blow Gun
59237

Strong, durable and ergonomically designed air blow gun. 1/4" female thread.



Valve Core Tool
39105

4-in-1 multi-use valve tool.



Valve Mounting Tool
39110

Tool for mounting rubber valves in the wheel hole.



Valve Puller
39112

Simplifies removal and installation of valve cores.



Valve Core Screwdriver Replaceable
39120

With flexible shaft for TPMS valves.



Valve Core Screwdriver PV/EM
39128

Versatile valve core screwdriver for PV valves and EM valves.



Valve Core Screwdriver PV/LV
39130

Short valve core screwdriver for PV/LV.



Valve Core Screwdriver PV/LV
39131

Long valve core screwdriver for PV/LV.



Tire Tread Depth Gauge
59327



Digital Tire Tread Depth Gauge EM
59328



Tire Tread Depth Gauge
59329

Threaded measurement.



Digital Tire Tread Depth Gauge
59330

Digital with mm/inch. Range 0-25mm, accuracy 0.01mm.

Disk/Measuring Tape & Spares

ART. NO.	DESCRIPTION
59160	Disk/Measuring Tape
591601	Spares W2, 10 pcs.
59161	Spares RK, 20 pcs.
59162	Spares RA, 20 pcs.
59163	Spares RC, 20 pcs.
59165	Spares W2, 20 pcs.
59166	Spares W3, 20 pcs.
59167	Spares W4, 20 pcs.
59168	Spares W6, 20 pcs.
59169	Spares W8, 20 pcs.
59170	Spares W20, 10 pcs.



58337



58338



58339



58340



58346



58349

Tire Chalk

ART. NO.	DESCRIPTION
58337	Tire Chalk White
58338	Tire Chalk Yellow W1 12 pcs.
58339	Tire Chalk Yellow W3 12 pcs.
58340	Tire Chalk Red W3 12 pcs.
58346	Tire Chalk Markal Yellow 12 pcs.
58349	Tire Chalk Markal Yellow 12 pcs.

TOOLS & ACCESSORIES



Tyre Levers

ART. NO.	DESCRIPTION
59342	Tyre Lever 300 mm
59344	Tyre Lever 500 mm
59345	Tyre Lever Force
59346	Tyre Lever 1020 mm
59347	Tyre Lever 1270 mm
59348	Tyre Lever with Hook
59349	Tyre Lever with Hook, 920 mm



Bead Bazooka Air Blaster

ART. NO.	DESCRIPTION
50330	6L
50331	10L



Dead Blow Hammer

ART. NO.	DESCRIPTION
49127	2.1 kg
49128	5 kg



Wheel Lift LV 58990

Facilitates the handling of truck wheels.



Wheel Lift LV, Adjustable Rollers 58991

The rollers can be mounted in three positions to fit different wheel sizes, making it easy to rotate the wheel during mounting.



Tyre Trolley

ART. NO.	DESCRIPTION
58997	Tyre trolley, 8-wheel trolley

Wheel Scraper

ART. NO.	DESCRIPTION
59301	Wheel scraper incl. straight hook head Ø38 mm
59302	Wheel scraper incl. disc head Ø58 mm
59303	Wheel scraper incl. disc head Ø31 mm
59332	Wheel scraper incl. disc head Ø31 mm
59333	Wheel scraper incl. disc head Ø42 mm
59334	Wheel scraper incl. hook head 25x30 mm
59318	Hook for wheel scraper, removable, straight Ø31 mm
59319	Hook for wheel scraper, removable, disc Ø31 mm
59320	Hook for wheel scraper, removable, disc Ø42 mm
59321	Hook for wheel scraper, removable, disc Ø38 mm
59322	Hook for wheel scraper, removable, disc Ø58 mm
59325	Removable wheel scraper head
59331	Special short hook head for wheel scraper, 25x30 mm



TOOLS & ACCESSORIES



Tyre Spreader LV, Mobile
58981

Mobile tyre spreader with easy-to-use handle. Can be used with or without compressed air or electricity.



Bench-Mounted Tyre Spreader
58978

Holds the tyre in place during puncturing.



Tyre Spreader
58979

Holds the tyre in place during puncturing. See different positions on the base. Four different positions for drilling, adjustable with foot pedal. Working height 900 mm



Dam Bead Seater
20500

Dam bead seater for truck tyres, 6 parts



Bolt Circle Gauge
49126

Measures bolt circle diameter quickly and easily.



55001



55011



55051

Tyre Machine Accessories

ART. NO.	DESCRIPTION
55001	Plastic Head Butler 200 g
55011	Plastic Head Slice 530 g
55051	Plastic Accessory Butler 12 g



Safety Plastic Guard
52010

Protects alloy wheels from being damaged by tyre levers. Universal, fits all tyre sizes - 150 mm wide - with 350 mm cord



Nylon-Coated Work Gloves

ART. NO.	DESCRIPTION
70110	M
70111	L
70112	XL
70113	XXL



Bead Clamp for Mounting Aluminium Truck Tyres
59360

Simplifies mounting of aluminium truck tyres.



Bead Clamp for Mounting Truck Tyres
59361

Simplifies mounting of truck tyres.



Wheel bolts & nuts can be found at www.nisotech.se.



TOOLS & ACCESSORIES

Lift Blocks

ART. NO.	DESCRIPTION
53203	Lift block for car lift 340x150x100mm in Polyethylene
53204	Lift block H75mm 145/158 mm
53205	Universal lift block 150 x 50 x 140 mm
53206	Universal lift block 150 x 50 x 100 mm
53207	Universal lift block 150 x 50 x 70 mm
53208	Universal lift block 150 x 50 x 20 mm
53209	Lift block for Tesla Model 3 and Y
53210	Lift block for electric/hybrid vehicles 140 x 100 x 120 mm
53211	Lift block for electric/hybrid vehicles 140 x 100 x 60 mm



53203



53204



53205



53206



53207



53208



53209



53210



53211



Universal workshop wheel for versatile solutions

59700

MODEL	Universal
WEIGHT	8.5 kg
DIMENSION	54 cm in diameter
MAX. LOAD PER WHEEL	1000 kg

- ✓ Reliable and efficient solution
- ✓ Fits 95% of all vehicles
- ✓ Perfect for use in the workshop



Our Universal Workshop Wheel is an indispensable companion for every workshop situation.

With this spare wheel, you can ensure that your **vehicle lift is never blocked** when you need to remove one or more wheels. It allows the vehicle to remain safely supported and movable, helping you maintain an efficient workflow and maximize workshop productivity

TPMS PV - MORESENSOR



MORE sensor
433- / 315 Mhz
metal valve
66100



MORE sensor
433- / 315 Mhz
metal valve
66100SV



MORE sensor combi
433/315MHz snap-in
66101



MORE sensor
Tesla BLE TPMS
metal valve
66102



MORE sensor
Tesla BLE TPMS
metal valve, black
66102SV

Ateq VT67 with OBD2 **69226**

Ateq VT67 has over 30 functions – clears all faults, VT57 readout and offers a lightning-fast graphic view of live data. The integrated camera helps to document any tire problems. 100% OEM-sensor media positioning including Tesla BLE (Bluetooth) sensors and 90% OBD coverage.



Ateq VT57 BLE with OBD2 incl. 3 yrs license **69225**

Ateq VT57 with graphical interface, 99% OEM-sensor coverage, 90% OBD coverage, measurement of tire tread depth, "Sync-ID" OBD textlink and much more. Constant "Live Sensor" updates in real time and the ability to connect via Wi-Fi for the latest updates make the VT57 the most advanced model. You can read BLE (Bluetooth Low Energy) TPMS sensors for the latest Tesla 3, Y, S and X models on the market.



PT47 TPMS tool **66210**

PT47 is a specialized TPMS service tool, designed specifically for programming Mobiletronic Combi-sensors. The compact tool has many powerful functions such as readout, programming and cloning of sensors. The tool is also capable of activating TPMS ECUs through built-in OBD communication.



TPMS Service assortment **61840**

ART. NO.	DESCRIPTION	QTY.
67010	TPMS snap-in valve Schrader universal Gen4/GenF	12
60037	TPMS vent valve Schrader GenD/GenG	4
61656	TPMS service kit Schrader Gen2	4
60148	TPMS vent valve Schrader GenA	4
60171	TPMS vent kit VDO TG1C long	4
60211	TPMS vent kit VDO TG1C short	4
61070	TPMS service kit VDO TG1C	4
61005	TPMS snap-in valve TRW	4
66020	TPMS vent kit Huf L=43mm	4
61001	TPMS service kit Pacific	4
66039	Cub uni-sensor valve stem black metal	4
66040	Cub uni-sensor valve stem metal	4
66140	Metal valve for MORE sensor 66110	4
66139	Metal valve for MORE sensor 66110, black	4

TPMS Service assortment, large **61841**

ART. NO.	DESCRIPTION	QTY.
67012	TPMS snap-in valve Schrader Gen F	10
60567	TPMS snap-in valve Schrader Gen4	10
67010	TPMS snap-in valve Schrader universal Gen4/GenF	10
60037	TPMS vent valve Schrader GenD/GenG	10
61037	TPMS service kit Schrader GenD/GenG	10
60148	TPMS vent valve Schrader GenA	10
61656	TPMS service kit Schrader Gen2/GenA	10
60171	TPMS vent kit VDO TG1C long	10
60211	TPMS vent kit VDO TG1C short	10
61070	TPMS service kit VDO TG1C	10
61005	TPMS snap-in valve TRW	10
66020	TPMS vent kit Huf L=43mm	10
61001	TPMS service kit Pacific	10
66039	Cub uni-sensor valve stem black metal	10
66040	Cub uni-sensor valve stem metal	10
66139	Metal valve for MORE sensor 66110, black	10
66140	Metal valve for MORE sensor 66110	10



TPMS LV



Universal TPMS sensor for LV/Bus 65710

Works with 433 MHz frequency and has structures to be compatible with most metal valves, following the same standard as OE suppliers.

The idea behind the TPMS is to be easy and seamless when replacing tire valve components and the underlying processes. Therefore, the sensor battery and electronics meet the highest quality according to OE standard. The sensor is according to ATEQ VT Truck 2.0 tool as well as VT56, VT57 and VT67 tool with Truck upgrade (see below)



TPMS valve OE LV 45° pre-assembled 65751

Valve to steel wheel original mounted TPMS valve. 45 degree, pre-assembled.



TPMS valve OE LV 7° pre-assembled 65752

Valve to steel wheel original mounted TPMS valve. 7 degree, pre-assembled. For aluminum wheels.



TPMS valve OE LV straight 65753

Valve to steel wheel original mounted TPMS valve, straight, pre-assembled. For aluminum wheels.



ATEQ VT Truck 2 69215

ATEQ VT Truck 2 offers functions in a specially designed user interface for European trucks and buses. With its robust and compact design, the tool enables the workshop to quickly and conveniently handle up to 12 wheels. Compatible with most TPMS sensors for steel and bus wheels and can read and activate sensors with high tire pressure for heavy transport vehicles as soon as they are introduced.



ATEQ VT56 Truck upgrade 69231

The ATEQ VT56 can now be upgraded to include everything needed, such as cables, the soft case, etc., to make it a full-fledged Ateq Truck Upgrade.

The upgrade includes a new database/basics/-code and 1-year license, as well as OBD module/adaptor for 12V/24V.

Does not work on burnt tools



ATEQ VT57 Truck upgrade 69232

The ATEQ VT57 can now be upgraded to include everything needed, such as cables, the soft case, etc., to make it a full-fledged Ateq Truck Upgrade.

The upgrade includes a new database/basics/-code and 1-year license, as well as OBD module/adaptor for 12V/24V.

Does not work on burnt tools

TPMS LV AFTERMARKET INSTALLATION

This system can be retrofitted to trucks/trailers and uses wireless BLE communication between the trailer(s) and the vehicle's receiver as well as an extra display in the cab. The sensors are mounted on the outside of the wheel, which makes it easy to slip on the tire during installation. Thanks to its genomflow® design, it can be installed quickly, accurately, and without the need for air tools.

R141-standard, sends the tire pressure from the trailer(s) to the vehicle's original display

The receiver also supports connection to a trailer's EBS and then sends the tire pressure values via the vehicle's CAN bus to be displayed on the original display. The vehicle also needs support for R141-standard (mandatory from 2024) so that the trailer's EBS must be a compatible model that can be updated. A sorted cable harness is supplied to connect the system with as few interventions as possible.



At nisotech.se you will find several different packages and loose components to read from different brake systems, including WABCO TEBS-E, iEBS X, Knorr-Bremse EBS, EB+4 Haldex EBS, G2-G3 Haldex EBS and G2.2 Knorr-Bremse EBS.

Package examples:



Package, receiver/cable & display for vehicle



Package, sensors for single-mounted axle



Package, sensors for twin-mounted axle

Loose components



6594200



6594400



6594105

Components - Receiver, Display, Sensors

PART NO.	DESCRIPTION
6594200	TPMS Fleet receiver BLE
6594400	TPMS Fleet Display
6594105	TPMS Fleet thru-flow sensor NFC
6594110	TPMS Fleet flexi-sensor NFC short 160mm
6594115	TPMS Fleet flexi sensor NFC long 240mm



6594110



6594120



**Stainless steel products
with high finish for Trucks &
Entrepreneurial machines**



RST STEEL

TRUCK FRONT BAR



WORK LIGHT BARS: TRUCK



FRONTBAR: TRUCK

- LOWBARS: TRUCK

- PLOWLIGHTBARS: TRUCK

ROOFBARS:



COUNTERWEIGHT BARS:



LEDBARS

3-ÅRS FUNKTIONSGARANTI

V-SIGHT



V50-451



V50-452



CURVED

V50-463



V50-026



V50-014



V50-037

BRIGHT™ LED ramp - DT connector

PART NO.	DESCRIPTION	LIGHT PATTERN	POWER	RANGE	VOLTAGE
V50-451	V-Sight Tron T10	Driving Beam	54W	11lux@420m	12V:4.5A, 24V:2.1A
V50-452	V-Sight Tron T20	Driving Beam	108W	11lux@594m	12V:9.5A, 24V:4.2A
V50-463	V-Sight Tron TC30	Driving Beam	162W	11lux@572m	12V:14.5A, 24V:6.7A
V50-026	V-Sight Punisher V2	Combo	216W	11lux@679m	12V:18.6A, 24V:7.1A
V50-014	V-Sight Punisher V2 14"	Combo	125W	11lux@398m	12V: 6,9 A, 24V: 3,4 A
V50-037	V-Sight Punisher V2 30"	Combo	320W	11lux@475m	12V: 22.3A, 24V: 4A

BRIGHT CURVED



330169

BRIGHT™ LED ramp - DT connector

PART NO.	DESCRIPTION	LIGHT PATTERN	POWER	RANGE	VOLTAGE
330166	LED ramp CURVE 20°	Driving Beam	98W	11lux@422m	12V:6.2A, 24V:3.2A
330168	LED ramp CURVE 40°	Driving Beam	196W	11lux@456m	12V:12.7, 24V:5.7A
330169	LED ramp CURVE 50°	Driving Beam	252W	11lux@460m	12V:16, 24V:7.7A

BRIGHT ULTRA & ULTRA PRO



330156



330157



330158



330176

BRIGHT™ LED ramp - DT connector

PART NO.	DESCRIPTION	LIGHT PATTERN	POWER	RANGE	VOLTAGE
330156	BRIGHT™ LED Ramp ULTRA 20°	Driving Beam	90W	11lux@448m	12V: 6.2A, 24V:2.8A
330157	BRIGHT™ LED Ramp ULTRA 30°	Combo Beam	135W	11lux@644m	12V:8.2A, 24V:3.9A
330158	BRIGHT™ LED Ramp ULTRA 40°	Driving Beam	180W	11lux@648m	12V:10.4A, 24V:5A
330176	BRIGHT™ LED Ramp ULTRA PRO 20°	Driving Beam	180W	11lux@561m	12V:8.2A, 24V:3.6A

ROUND LED EXTRA LIGHTS

3-YEAR FUNCTIONWARRANTY



V-Sight Roadking 9"

V50-033



LIGHT PATTERN	Driving Beam 15°
POWER	136W
RANGE	11lux@472m
VOLTAGE	12V:10,5A, 24V:5,5A
CONNECTOR	DT6

- ✓ Range up to 900 meters
- ✓ Integrated approved position light
- ✓ ECE R148 / R149 / R10 / R65



V-Sight RAGE 9"

V50-131



LIGHT PATTERN	Driving Beam 12,5°
POWER	154W
RANGE	11lux@742m
VOLTAGE	12,5A@12V, 5,45A@24V
CONNECTOR	DT9

- ✓ Light pattern Driving Beam (ref. 37,5)
- ✓ 11500Lm
- ✓ ECE R112 / R10



V-SIGHT Tron 9"

V50-132S BLACK



V50-132V WHITE

LIGHT PATTERN	Combo Beam
POWER	160W
RANGE	11lux@667m
VOLTAGE	13,3A@12V, 6,6A@24V
CONNECTOR	DT6

- ✓ Dual Position light
- ✓ Range up to 1 lux up to 667 meter
- ✓ ECE R148/ R149 / R10

MOUNTING BRACKETS



Mounting plate for extra lights

PART NO.	DESCRIPTION
335544	Mounting plate for 2 pcs extra lights 225 mm
335517	Mounting plate for 3 pcs extra lights 225 mm
335545	Mounting plate for 4 pcs extra lights 225 mm
335568	Mounting plate Rally for 4 pcs extra lights 225 mm
V50-397	Mounting plate Rally for 5 pcs extra lights 225 mm
V50-398	Mounting plate Rally for 6 pcs extra lights 225 mm
335519	Mounting plate for 3 pcs extra lights 175 mm



Mounting plate for LED bar 20"

PART NO.	DESCRIPTION
330159	Mounting bracket for Visible / Ultra/ Curve
MM.R180	Mounting bracket for Punisher
335626	Mounting bracket LED-ramp - V-Sight Visible R65
335627	Mounting bracket LED-ramp - V-Sight Tron T20



Universal Light Bar suitable for extra lights/LED bar

PART NO.	DESCRIPTION
V50-570	Light Bar Gen 2 high gloss polished stainless steel for 3 pcs extra lights 225 mm
V50-571	Light Bar Gen 2 black powder coated stainless steel for 3 pcs extra lights 225 mm

WORK LIGHTS

3-YEAR FUNCTION WARRANTY



BRIGHT™ 18W LED BASIC

330186



LIGHT PATTERN	Flood 60°
LUMINOUS FLUX	2134 lm
CONNECTION	DT

- ✓ 18W (6x3W) Flood 60°
- ✓ CISPR25 Class 3 & R10 (EMC)
- ✓ 76x76x39 mm (HxWxD) / 3"



BRIGHT™ 27W LED BASIC

330187



LIGHT PATTERN	Flood 60°
LUMINOUS FLUX	3200 lm
CONNECTION	DT

- ✓ 27W (9x3W) Flood 60°
- ✓ CISPR25 Class 3 & R10 (EMC)
- ✓ 84x84x45 mm (HxWxD) / 3,5"



V-Sight Worker 24

V50-027



LIGHT PATTERN	Diffused 140°*70°
LUMINOUS FLUX	Real 2340lm
CONNECTION	DT

- ✓ Flexible mounting
- ✓ Built-in position light
- ✓ Certified reverse light (ECE-R23)



V-Sight Worker 36

V50-028



LIGHT PATTERN	Flood 60°
LUMINOUS FLUX	Real 2700lm
CONNECTION	DT

- ✓ Flexible mounting
- ✓ Built-in position light
- ✓ CISPR25 Class 4, ECE R23 (Approved as reverse light)



V-Sight Worker 40

V50-029



LIGHT PATTERN	Flood 60°
LUMINOUS FLUX	Real 3400lm
CONNECTION	DT

- ✓ Flexible mounting
- ✓ Built-in position light
- ✓ CISPR25 Class 3, ECE R10



V-Sight Plow Light

V50-052



CONNECTION	DT6
------------	-----

- ✓ LED plow light with position light and blinkers
- ✓ Patented tempered glass (impact-resistant)
- ✓ E-approved plow light ECE R112/R6/R7



V-Sight Worker 60

V50-030



LIGHT PATTERN	Diffused 100°
LUMINOUS FLUX	Real 5270lm
CONNECTION	DT

- ✓ Flexible mounting
- ✓ Anti-glare lens
- ✓ CISPR25 Class 5, ECE R10



BRIGHT™ 60W ZERO GLARE Superwide

330181



LIGHT PATTERN	Asymmetric Flood 100°*40°
LUMINOUS FLUX	Real 4400 lm
CONNECTION	DT

- ✓ Vibration-resistant mounting
- ✓ 150 x 90 x 88 mm
- ✓ ECE R10, CISPR25, RoHS, CE



V-Sight Worker 90

330185



LIGHT PATTERN	Diffused 120°
LUMINOUS FLUX	7800 lm
CONNECTION	DT

- ✓ Angled 3° (1") and diffuser lenses
- ✓ Extremely wide light pattern
- ✓ ECE R112, CISPR25, RoHS, CE, Class 3

INTEGRATED FLASHING LIGHTS

3-YEAR FUNCTION WARRANTY



V-Sight Worker Rear Light

V50-031 **V-SIGHT**

LIGHT SOURCE	Flood 80x60°
LUMINOUS FLUX	3200 lm
CONNECTION	DT4

- ✓ Flexible mounting
- ✓ ECE-R65 & ECE-R23
- ✓ IP68/69K



V-Sight Roadking 9°

V50-033 **V-SIGHT**

LIGHT SOURCE	Driving Beam 15°
POWER	136W
RANGE	11lux@472m
VOLTAGE	12V:10,5A, 24V:5,5A
CONNECTION	DT6

- ✓ Range up to 900 meters
- ✓ Integrated approved flashing light
- ✓ ECE R148 / R149 / R10 / R65



V-Sight Visible Worker 40

V50-034 **V-SIGHT**

LIGHT SOURCE	Flood 55°
LUMINOUS FLUX	3600 lm
CONNECTION	DT4

- ✓ Compact design
- ✓ CISPR25 Class 3, ECE R10, ECE-R112, ECE-R65
- ✓ IP68/69K



V-Sight Visible R65

V50-035 **V-SIGHT**

LIGHT SOURCE	Driving Beam 15°
POWER	120W
RANGE	11lux@468m
VOLTAGE	12V:7,2A, 24V:3,5A
CONNECTION	DT4

- ✓ Range up to 900 meters
- ✓ ECE R112 / R10 / R65
- ✓ Super slim design

ROTATING LIGHTS

3-YEAR FUNCTION WARRANTY



V-SIGHT

V-Sight Rotating LED Warning Light Surface Mount / Magnet

V50-077

FLASH PATTERNS	2 pcs
----------------	-------

- ✓ ECE R65, ECE R10
- ✓ 12-24V
- ✓ IP68 – Fully sealed



V-SIGHT

V-Sight Rotating LED Warning Light Pole Mount

V50-078

FLASH PATTERNS	2 pcs
----------------	-------

- ✓ ECE R65, ECE R10
- ✓ 12-24V
- ✓ IP68 – Fully sealed

LIGHT BARS

3-YEAR FUNCTION WARRANTY



V-Sight Trucker LED Light Bar incl. Control Panel

PART NO.	SIZE (L x W x H)	POWER	FLASH PATTERNS	WEIGHT
V50-069	614 x 24,5 x 218 mm	74W	4 pcs	5 kg
V50-089	1070 x 24,5 x 218 mm	98W	4 pcs	6,6 kg
V50-090	1223 x 24,5 x 218 mm	106W	4 pcs	7,3 kg
V50-091	1528 x 24,5 x 218 mm	122W	4 pcs	8,7 kg
V50-115	1860 x 177,2 x 36 mm	420W	4 pcs	10,5 kg

- ✓ E-approved, R65 Class 2 (ECE R65 R10)
- ✓ Control panel included



V-Sight Basic Light Bar Class 2 120cm

PART NO.	SIZE (L x W x H)	POWER	FLASH PATTERNS	WEIGHT
V50-283	1200 x 215 x 44 mm	282W	27 pcs	8,5 kg

- ✓ Perfect for transport vehicles (1200 mm)
- ✓ E-approved (ECE R65, R10)
- ✓ 27 different flash patterns

DIRECTIONAL WARNING LIGHTS

3-YEAR FUNCTION WARRANTY



V-Sight Trucker Slim LED Warning Light 6 LEDs multi-tube/surface mount

V50-076

V-SIGHT

FLASH PATTERNS	6 pcs
CABLE LENGTH	1 meter
DIMENSIONS (W x H x D)	103 x 27 x 13,8 mm

- ✓ Slimline LED warning light in orange lens
- ✓ E-approved ECE R65 Class 1 R10



V-Sight LED Warning Light Trucker low profile 4 LEDs

V50-087

V-SIGHT

FLASH PATTERNS	4 pcs
CABLE LENGTH	0,15 meter
DIMENSIONS (W x H x D)	101 x 31 x 17,25 mm

- ✓ Compact LED warning light in orange lens
- ✓ E-approved, R65 Class 1, R10, EMC



V-Sight Bullseye R65 LED Warning Light/Position Light Puck

V50-099

V-SIGHT

FLASH PATTERNS	20 pcs
CABLE LENGTH	0,45 meter
DIMENSIONS	Ø 35/32 mm, depth 25 mm

- ✓ E-approved according to ECE R65/R148/R10
- ✓ Powerful dual-color Warning-/ Position light



V-Sight Bullseye R65 LED Warning Light/Position Light Puck

V50-100

V-SIGHT

FLASH PATTERNS	20 pcs
CABLE LENGTH	1 meter
DIMENSIONS	Ø 35/32 mm, depth 25 mm

- ✓ E-approved according to ECE R65/R148/R10
- ✓ Powerful dual-color Warning-/ Position light



V-Sight Bullseye R65 LED Warning Light/Position Light Puck

V50-101

V-SIGHT

FLASH PATTERNS	20 pcs
CABLE LENGTH	1 meter
DIMENSIONS	Ø 35/32 mm, depth 25 mm

- ✓ E-approved according to ECE R65/R148/R10
- ✓ Powerful dual-color Warning-/ Position light



V-Sight Warning Light R65 Class 2 - Slim Dual Orange/White

V50-110

V-SIGHT

FLASH PATTERNS	20 pcs
CABLE LENGTH	0,15 meter
DIMENSIONS (W x H x D)	110 x 35 x 7 mm

- ✓ Low-profile warning light (7 mm)
- ✓ E-mark R65/R10 Class 2



V-Sight Slim Double-Row Warning Light R65 CLASS 2

V50-111

V-SIGHT

FLASH PATTERNS	20 pcs
CABLE LENGTH	0,15 meter
DIMENSIONS (W x H x D)	110 x 35 x 7 mm

- ✓ Low-profile warning light (7 mm)
- ✓ E-mark R65/R10 Class 2

CABLES FOR EXTRA LIGHTS

Here we help you make the right choice of cables for the installation.
The rule is that the light source on the vehicle controls the choice of wiring kit.

Halogen as light source



RELAY CABLE SETS 12V

PART NO.	FUSE	RELAY	LAMPS
140027	15A	40A	1xDT
140010-DT2	15A	40A	2xDT
140028	40A	60A	3xDT
140030	30A	40A	1xDTP
140048	60A	80A	1xDTP
140036	60A	80A	3xDTP

Adapters/Extensions DT4 & DT6



DT adapter cable (6-pin to 2-pin)

V50-437

Stripped adapter in "Plug and Play" model to convert 6-pin Deutsch DT connector.



4-pin DT (female) with boot 0,5m 4x0,75 ADR

V50-438

The DT connector is replaced by a 4-pin separate 0,75 mm cable for installing extra lights on the vehicle, requires splicing.

Bi-Xenon / LED as light source



Analog Lightning 3025

V50-431

For car models with Bi-Xenon and LED.
Available with plus or minus control.



XBB Dongle* & XBB Powerunit*

V50-317

Adaptive LED extra lights with light assist



Digital Lightning 1200

V50-485

Wiring kit for connecting vehicles with light assist, adaptive and dynamically controlled LED extra lights.



Wiring kit XBB dongle OBD II Kit with 1 x DT contact

V50-325

Complete kit for easy LED-ramp installation with wireless communication via XBB app. No need to access the vehicle's electrical system.



Wiring kit XBB dongle OBD II Kit with 3 x DT contacts

V50-326

Complete kit for connecting up to 3 extra lights with wireless communication via XBB app. No need to access the vehicle's electrical system.

CABLES FOR EXTRA LIGHTS

Accessories



V-Sight control unit for warning lights

V50-181

Control panel for extra lights & work lights, cable length 1200 mm, with 4 pcs switches.



Accessories Analog and Digital Lightning



Auxiliary Lightning Amp Harness

V50-429

Adapter with 70A relay to use higher consumption than 13A. Plug and play directly to Analog and Digital systems.



Power cable, adapted for Digital Lightning 1200

V50-486

Power supply cable for manual switching off of Digital Lightning 1200.



Auxiliary Lightning Amp Harness Accessories

V50-426

Connection cable for up to 3 extra lights. Plug and play to Auxiliary Lightning Amp Harness.

Accessories for XBB Dongle OBD II



XBB SMART BUTTON

V50-320

Control your lights or connected equipment and get help with wireless push button. Communicate with your XBB Dongle via Bluetooth.



OBD-II Y-Splitter to XBB Dongle

V50-321

For connection of 2 OBD II units.




Relay cable for XBB Dongle & Power Unit 1 x DT

V50-318

MODEL-ADAPTED STYLING FOR PERSONS AND COMMERCIAL VEHICLES

SIDE BARS

Side bars in high-gloss polished steel are available in two different dimensions: 60 mm and 76 mm. A total of 76 mm is also available with integrated steps. All side bars can be fitted with built-in LED position lights and warning lights.



SIDE STEPS

Choose between Aluminium silver, black or high-gloss polished stainless steel.



WINDOW DEFLECTORS

Window deflectors for side windows on the vehicle. Complete set for front and rear doors. Available in smoked acrylic.



BONNET GUARD

Bonnet guard in smoked acrylic to protect the front edge of the bonnet.



VOOLBAR GEN.2

Voolbar Gen.2 is a model-adapted extra light mount in stainless steel with polished or black powder coating, easy to mount on the front bumper and with space for up to three extra lights or LED bar.

MODEL-ADAPTED STYLING FOR PERSONS AND COMMERCIAL VEHICLES

ROOF RAILS / ROOF RACK

Roof rails and roof racks in aluminum with strong plastic details, aerodynamic design and perfect fit.

Easy installation at existing mounting points, TÜV-approved and available in silver or black finish.



REAR BAR

Tube diameter 60 mm, also available in black. All rear bars can be fitted with integrated LED position lights and warning lights.



MODEL-ADAPTED STYLING FOR PERSONS AND COMMERCIAL VEHICLES





Front bars from VOOL - Quality, robust design and perfect fit

Front bars are a stylish and functional accessory that gives your vehicle a powerful appearance and the possibility to mount extra lights or LED bars. VOOL is a well-known name in steel of high quality, model-specific solutions and robust design. All products are made of stainless steel and are available in two finishes: **high-gloss polished** or **black powder-coated**.

Installation is done easily via the vehicle's existing mounting points or by clamping around the bumper beam - for a secure and stable installation.

VOOL front bars:

- **EU front bar** - Can be mounted with and without extra lights, type-approved throughout Europe (78/2009/EC).
- **Large front bar** - Welded brackets for 3-4 extra lights (0225mm). Model-specific, available in 60 mm and 76 mm diameter.
- **Small front bar** - Perfect for LED bars and round extra lights. Welded extra light brackets, model-specific and stylish.
- **VOOLBAR light bar holder** - A smart alternative to traditional light bar brackets, diameter 60 mm.

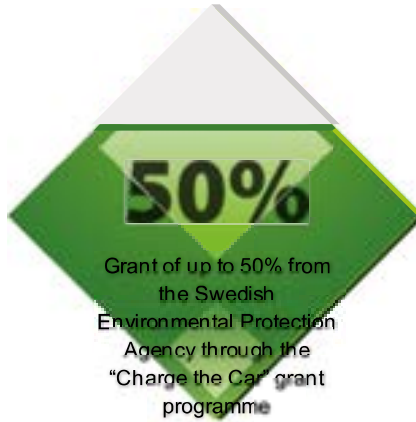
With VOOL you get products that combine **function, safety and design - always with a focus on quality, robust construction and perfect fit.**

At Nisotech.se you will find up-to-date product information for all car models.

NISO ONE LADDBOX



Choose your preferred colour, cable version or Type 2 socket. Easy to install and use. Robust construction with IP55 and IK10 ratings. Compatible with all electric and hybrid vehicles. Qualifies



Niso One, typ 2, Contact, 11 kW
NC1100

Niso One, typ 2, cable 5m, 11 kW
NC1110



Specifications

Charging current:	6-16 A 1 ph. 3-phase, maximum 11 kW Dynamic load balancing as standard
Voltage:	3x240/400V, 50Hz
Operating temperature:	-30 to +50°C
Charging standard:	IEC 618 51-21
Fire classification:	UL94
Energy meter:	Power and energy, single- or three-phase voltage.
IP rating:	IP 55
IK rating:	IK 10
Socket:	Cable 5 m
Protection against residual currents:	Type B residual current breaker, mounted externally
Connection:	Wi-Fi, Bluetooth, Ethernet, OCPP 1.6J, NFC reader 341

EASYBALANCE

WHEEL BALANCING POWDER

safety seal

TYRE REPAIR

Safety Wheel

WHEEL BOLT SAFETY

ROLL LOCK

WHEEL NUT LOCKS

SAFE WHEEL

WHEEL NUT INDICATORS

WIKING WAX

ASSEMBLY PASTE

SAFE CENTRING

WHEEL CENTRING



TPMS

EXPERT

V-SIGHT

WHEEL ALIGNMENT

niso

CHARGING STATIONS - EVS

MAXIGRIP

STUDS

PANESA.

TYRE REPAIR

VOOL

ACCESSORIES

The content on these pages does not, either directly or indirectly, constitute any guarantee of certain properties of the products described. Warranties and terms of sale for the products are in accordance with Niso Tech's standard terms and conditions of sale, available on our website.

Niso Tech's products are constantly being developed and improved.

All designs and specifications are therefore subject to change without prior notice or any obligation.



NISO TECH AB
KEEPING YOU ON THE ROAD